



Places and Technologies 2015

# KEEPING UP WITH TECHNOLOGIES TO MAKE HEALTHY PLACES

Nova Gorica, Slovenia, 18.–19.6.2015

# PT2015

## BOOK OF CONFERENCE PROCEEDINGS

*A healthy city is one that is continually creating and improving those physical and social environments and expanding those community resources which enable people to mutually support each other in performing all the functions of life and developing to their maximum potential.*  
*Health Promotion Glossary (1998)*

## ORGANIZERS:



Универзитет у Београду - Архитектонски факултет  
University of Belgrade - Faculty of Architecture  
[www.arh.bg.ac.rs](http://www.arh.bg.ac.rs)

**URBANLAB**  
PROFESSIONAL ASSOCIATION URBAN LABORATORY



SPLOŠNA BOLNIŠNICA "DR. FRANCA DERGANCA" NOVA GORICA

University of Ljubljana  
Faculty of Architecture



University of Belgrade,  
Faculty of Architecture, Serbia

University of Ljubljana,  
Faculty of Architecture, Slovenia

Professional Association,  
Urban Laboratory, Serbia

General Hospital, »Dr Franca  
Derganca« Nova Gorica, Slovenia

## SPONZORS:



KREAL, Creative Aluminium, Kidričevo, Slovenia

## SUPPORTERS:



MESTNA OBČINA  
NOVA GORICA



**ISOCARP**  
Knowledge for better Cities



SLOVENSKA KULTURNO-GOSPODARSKA ZVEZA  
UNIONE CULTURALE ECONOMICA SLOVENA

**DUPPS**  
**TSPAS**  
DRUŠTVO URBANISTOV IN  
PROSTORSKI  
PLANERJEV  
SLOVENIJE  
TOWN AND  
SPATIAL  
PLANNING  
ASSOCIATION OF  
SLOVENIA



Tempus

**RESEARCH**

Restruktuiranje studijskog programa Arhitekture u program sa integriranim  
Masterom, usklađen sa standardima Evropske Unije



European Grouping of Territorial Cooperation  
Gruppo europeo di cooperazione territoriale  
Evropsko združenje za teritorijalno sodelovanje

CIP - Kataložni zapis o publikaciji

Narodna in univerzitetna knjižnica, Ljubljana

614:711.4(082)(0.034.2)

INTERNATIONAL Academic Conference Places and Technologies (2 ; 2015 ;  
Nova Gorica)

Keeping up with technologies to make healthy places [Elektronski vir]  
: book of conference proceedings / [2nd International Academic Confer-  
ence] Places and Technologies 2015, Nova Gorica, 18.-19. 6. 2015 ; editors  
Alenka Fikfak ... [et al.]. - Ljubljana : Faculty of Architecture, 2015

ISBN 978-961-6823-68-5

1. Gl. stv. nasl. 2. Dodat. nasl. 3. Fikfak, Alenka  
279986432

**Places and Technologies 2015**

**KEEPING UP WITH  
TECHNOLOGIES TO MAKE HEALTHY PLACES**

BOOK OF CONFERENCE PROCEEDINGS

**Editors:**

Alenka Fikfak, Eva Vaništa Lazarević,  
Nataša Fikfak, Milena Vukmirović, Peter Gabrijelčič

Nova Gorica, Slovenia



## Contents

<b>INTRODUCTION</b>	<b>10</b>
HEALTHY CITY - TECHNOLOGY AND URBAN RESILIENCE <b>EVA VANIŠTA LAZAREVIĆ</b>	11
A PLACE FOR PLACES: LIVE AND STAY <b>NATAŠA FIKFAK</b>	13
NOVA GORICA <b>MATEJ ARČON</b>	14
HEALTHY CITY - TECHNOLOGY AND URBAN RESILIENCE <b>RUŽICA BOŽOVIĆ STAMENOVIC</b>	17
INNOVATING AT LISBON'S WATERFRONT PLACE, THE "TAGUS PLATFORM" PROJECT <b>PEDRO RESSANO GARCIA</b>	19
<b>TOPIC I: Architecture and Health</b>	<b>19</b>
HEALTHY BUILDINGS: THE ICF CLASSIFICATION AS A DESIGNING TOOL <b>ALBERTO ARENGHI, DANIELE MALGRATI, MICHELE SCARAZZATO</b>	20
THE HEALTH ASPECTS OF SUSTAINABLE ARCHITECTURE <b>KOSARA KUJUNDŽIĆ</b>	26
UNIVERSITY AND DWELLERS' ASSOCIATIONS TOGETHER FOR CREATING SUSTAINABLE AND HEALTHY URBAN ENVIRONMENTS <b>LUCIA MARTINCIGH, FRANCESCO BIANCHI, CECILIA DE MARINIS, MARINA DI GUIDA, GIOVANNI PERRUCCI</b>	32
"VERTICAL" CITY <b>DAMJANA LOJANIĆIĆ</b>	39
HEALTHY WORKPLACE: UTOPIA OR REALITY OF MODERN ARCHITECTURAL DESIGN IN BOSNIA AND HERZEGOVINA <b>TIJANA VUJIĆIĆ, TANJA TRKULJA</b>	45
SUSTAINABLE DESIGN FOR IMPROVEMENT OF HEALTHY BUILT ENVIRONMENT <b>ALEKSANDAR PETROVSKI, OGNEN MARINA, GEORGI DIMKOV, DIMITAR PAPASTEREVSKI</b>	52
HEALTHCARE DESIGN REVISITED – NEW APPROACHES TO USER – CENTRIC, EFFICIENT AN EFFECTIVE DESIGN <b>EVA VANIŠTA LAZAREVIĆ, JELENA MARIĆ, MILENA VUKMIROVIĆ, GORAN RADOVIĆ</b>	59
BUILDING MATERIALS AND HUMAN HEALTH: DESIGNERS' PERSPECTIVE <b>SAJA KOSANOVIĆ, ALENKA FIKFAK, MIRKO GRBIĆ</b>	74



TOWARDS A NEW UNDERSTANDING OF HEALTHY PLACE <b>SAJA KOSANOVIĆ, EVA VANIŠTA LAZAREVIĆ, SLADAN TIMOTIJEVIĆ</b>	80
ENVIRONMENTAL FEATURES OF BUILDING MATERIALS OF TRADITIONAL OHRID HOUSE AND THEIR CONTRIBUTION TO ITS HUMAN DESIGN <b>RADMILA TOMOVSKA, ANA RADIVOJEVIĆ</b>	86
HEALTHY ARCHITECTURE AS A RESULT OF BALANCED INTEGRATION OF ARTIFICIAL AND NATURAL RULES <b>DŽENANA BIJEDIĆ, RADA ČAHTAREVIĆ, SENAJDA HALILOVIĆ</b>	93
HEALTHY ARCHITECTURE FOR CHILDREN <b>JULIJA ALEKSIĆ</b>	101
MEDICINE AND ARCHITECTURE IN THE CONTEMPORARY SOCIETY <b>ILKA ČERPES</b>	107
MARGINALISATION OF LOCAL COMMUNITIES ALONG THE STRAIT OF SINGAPORE <b>MAGNUS NICKL, VERENA STECHER</b>	115
THE SCALE OF ACUTE CARE HOSPITALS IN SERBIA - THE NEED FOR RETHINKING <b>MARKO MATEJIĆ</b>	121
ARCHITECTURE AND HEALTHY LIVING SPACE <b>GORAN RADOVIĆ</b>	127
<b>TOPIC II: Physical Planning and Quality of Place</b>	<b>140</b>
DEVELOPMENT DIRECTIONS OF URBAN STRUCTURE THROUGH REGISTRATION OF CHANGES OF SEGMENTS OF URBAN COMPLEX <b>VELIMIR STOJANOVIĆ</b>	141
THE TRANSFORMATION OF THE SQUARE CARICA MILICA IN NOVI SAD (SERBIA) <b>IVANA SENTIĆ, KSENIJA HIEL</b>	147
VARESE LIGURE: AN ITALIAN RURAL MUNICIPALITY WHICH HAS IMPLEMENTED AN EXEMPLARY MODEL OF SUSTAINABLE DEVELOPMENT <b>GIOVANNI SERGI, CARLO BERIO, GIULIA CANTON, GIACOMO CROVO</b>	154
CYBERPARKS CHALLENGES - NEW DIGITAL MEDIA FOR ATTRACTIVE URBAN OPEN SPACES <b>INA ŠUKLJE ERJAVEC, CARLOS SMANIOTTO COSTA</b>	163
MEDIA ARCHITECTURE AND SUSTAINABLE ENVIRONMENT <b>JASNA ČIKIĆ-TOVAROVIĆ, JELENA IVANOVIĆ-ŠEKULARAC, NENAD ŠEKULARAC</b>	171



IMPLEMENTATION OF NORWEGIAN EXPERIENCE TO SLOVENIAN HOSPITAL SECTOR <b>ALENKA TEMELJOTOV-SALAJ, SVEIN BJOERBERG, SIMON VRHUNEC, ANDREJ BARIČIČ</b>	179
TOWARDS OPEN, THERMODYNAMIC CITY P&T 2015 <b>MARIJA BOJOVIĆ, IRENA RAJKOVIĆ, SANJA PAUNOVIĆ ŽARIĆ</b>	186
INTERWEAVING OF BANJALUKA'S URBAN AND RURAL LANDSCAPES <b>DIJANA SIMONOVIC</b>	194
AN APPLICATION OF THE "ENVIRONMENTAL ISLAND": A PRESCRIPTIVE TOOL TO CREATE HEALTHIER URBAN ENVIRONMENTS <b>LUCIA MARTINCIGH, CECILIA DE MARINIS, JANET HETMAN</b>	201
DEVELOPMENT OF PUBLIC SQUARES IN NORTH WESTERN EUROPEAN CITY CENTRES <b>BOB GIDDINGS, JAMES CHARLTON</b>	209
MUSIC AND SOUND AS A TOOL INTO DESIGNING HEALTHIER ENVIRONMENT <b>ANJA KOSTANJŠAK, MORANA PAP, TENA LAZAREVIĆ</b>	216
DESIGNING PARKING STRUCTURES IN SERVICE OF PUBLIC HEALTH <b>TANJA TRKULJA, TIJANA VUJIČIĆ</b>	225
DESIGNING THE WORKING ENVIRONMENT WHEN PLANNING BUSINESS ZONES <b>GREGOR ČOK</b>	232
FOUR PARADIGMS FOR THE VENETO REGION'S CENTRAL AREA <b>ENRICO ANGUILLARI</b>	240
MUNICIPALITY POLICY AS KEY FACTOR FOR THE ROLE OF ARCHITECTURE AND TECHNOLOGY IN PUBLIC HEALTH <b>DEJAN VASOVIĆ, NATAŠA ČUKOVIĆ IGNJATOVIĆ, DUŠAN IGNJATOVIĆ</b>	248
INDUSTRIAL HERITAGE IN ALBANIA AND THE OPPORTUNITIES FOR REGENERATION AND ADAPTIVE RE-USE <b>FLORIAN NEPRAVISHTA</b>	255
THE POSSIBILITIES OF THE APPLICATION OF THE CONCEPT OF HEALTHY CITY IN ILLEGAL SETTLEMENTS IN SERBIA <b>BRANISLAV ANTONIĆ, BISERKA MITROVIĆ</b>	266
URBAN REGENERATION AS A TOOL FOR POPULATION HEALTH IMPROVEMENT <b>FILIP PETROVIĆ</b>	272
URBANIZATION OF METROPOLITAN AREAS – THE IMPORTANCE OF NEW SPATIAL DATA ANALYSIS TOOLS <b>HANNA OBRACHT-PRONDZYNSKA</b>	281



AQUAPONICS BASED ARTIFICIAL BIOSPHERE INCLUDED IN ARCHITECTURE: FROM  
MITIGATION OF NEGATIVE IMPACTS TO POSITIVE ADDED VALUES OF URBAN  
SPATIAL STRUCTURES ON LOCAL, REGIONAL AND GLOBAL SCALE 288

**PIOTR MAREK SMOLNICKI**

INSTITUTIONAL CHALLENGES IN THE URBAN PLANNING  
WATER SENSITIVE PLACES 297

**VIŠNJA SRETOVIĆ BRKOVIĆ, MATIJA BRKOVIĆ**

### **TOPIC III: Lifetime Communities and Participation 308**

COHOUSING FOR BUILDING REUSE 309

**ADOLFO BARATTA, FABRIZIO FINUCCI, ANNALISA METTA, LUCA MONTUORI**

HOW TO DESIGN HEALTHY BUILDING FOR HEALTHY LIVING? 315

**ANJA JUTRAŽ, SANJA ŠTIMAC**

PARTICIPATORY URBAN PLANNING AND PUBLIC POLICY 326

**VIŠNJA KUKOČ**

### **TOPIC IV: Cultural Patterns and Sensitivity 332**

SENSE OF PLACE IN ARCHITECTURAL DESIGN:  
TOWARDS HEALTHY PLACES P&T 2015 333

**EGLÉ NAVICKIENÉ**

HOLIDAY HOMES IN THE VICINITY OF SPLIT, CROATIA, DESIGNED  
BY FRANO GOTOVAC – CONTINUITY OF ARCHITECTURAL HERITAGE 341

**VESNA PERKOVIĆ JOVIĆ**

ARCHITECTURE AND ITS AFTERLIFE; GREEN URBANITY 347

**GABRIELLA MEDVEGY, GÁBOR VERES**

INVESTIGATION OF RELATIONSHIP BETWEEN CULTURE  
OF THE INHABITANTS AND QUALITY OF HOUSING 353

**ANA ŠPIRIĆ, SANJA TRIVIĆ**

UTOPIAN PROJECTS DRAWINGS AS INDICATORS  
OF MODERN SOCIETY NEEDS 361

**VLADIMIR KOVAČ**

YOUTH AND THE FEELING OF SAFETY IN PUBLIC SPACES 368

**SVETLANA STANAREVIĆ, STEVAN TATALOVIĆ**



**TOPIC V: Health Intensive Care** 375

---

OPTICAL COHERENCE TOMOGRAPHY - GUIDED PRIMARY PERCUTANEOUS CORONARY INTERVENTION IN ACUTE MYOCARDIAL INFARCTION	375
<b>IGOR KRANJEC</b>	
FRACTAL ARCHITECTURE OF THE CORONARY ARTERY TREE	386
<b>MATJAŽ KLEMENC</b>	
HUMANIZATION OF DIALYSIS: GREEN AND COZY	392
<b>JADRANKA BUTUROVIĆ-PONIKVAR</b>	
CONTEMPORARY CHALLENGES OF PUBLIC HEALTH AND AN ACTIVE APPROACH TO OVERCOME THEM	397
<b>MARKO VUDRAG</b>	
ANALYSIS AND CONTEMPORARY APPROACH OF SPACE DESIGN OF INTENSIVE PSYCHIATRIC CARE UNIT	406
<b>NEVENA DUTINA, ALEKSANDRA DUTINA</b>	

**TOPIC VI: Inclusive and Accessible Environment** 413

---

TOWARDS INCLUSIVE FIRE SAFETY DESIGN	414
<b>VALERIA TATANO, ELISABETTA CARATTIN</b>	
INCLUSIVE AND THERAPEUTIC URBAN ENVIRONMENT: INVOLVING USERS IN THE DESIGN PROCESS	422
<b>ILARIA GAROFOLO, BARBARA CHIARELLI</b>	
DEVELOPING INNOVATIVE SOCIAL HOUSING TO FOSTER INCLUSIVE COMMUNITIES	429
<b>SILVIA GRION, PAOLA COLONI</b>	
URBAN PUBLIC SPACES ACCESSIBLE FOR ALL: A CASE STUDY IN A HISTORICAL DISTRICT OF ROME	436
<b>LUCIA MARTINCIGH, CECILIA DE MARINIS</b>	
ECOLOGICAL LANDSCAPE, PHYTODEPURATION AND MANMADE WETLANDS IN MAGOK LAKE PARK, SEOUL	445
<b>CRISTIAN SUAU, CARMELO ZAPPULLA</b>	
ADVANCED SYSTEMS FOR IMPROVING COMMON HEALTH	458
<b>URŠKA KALČIČ, JANEZ PETER GROM</b>	
INCLUSIVE AND ACCESSIBLE ENVIRONMENT: PLANNING FOR THE FUTURE	466
<b>SANKALP SHUKLA, APOORVA GANGRADE, ANSHULA GUMBER</b>	
FACTS4STOPS – USER NEEDS REGARDING PUBLIC TRANSPORT STATIONS AND ENVIRONMENT	472
<b>CHRISTINE CHALOUPKA-RISSER, DANIEL BELL</b>	





## **TOPIC VII: Environmentally Friendly Transport** 478

SHIFTING TO MORE ENVIRONMENTALLY FRIENDLY MODES IN LONG-DISTANCE TRANSPORT	479
<b>ALEKSANDRA NEŠIĆ, IVANA ČAVKA, OLJA ČOKORILO</b>	
ASSESSING PUBLIC TRANSPORT EFFICIENCY IN THE CONTEXT OF SUSTAINABLE DEVELOPMENT	485
<b>EVGENIA YOSIFOVA</b>	
THE ROLE OF PUBLIC TRANSPORT PRIORITY IN SUSTAINABLE URBAN MOBILITY	492
<b>DINO ŠOJAT, DAVOR BRČIĆ, MARKO SLAVUJ</b>	
APPLICATION OF PV MODULES ON NOISE BARRIERS	498
<b>BUDIMIR SUDIMAC, ANDJELA DUBLJEVIĆ</b>	
PLANNING OF ELECTRIC TRANSPORTATION IN THE KRŠKO REGION	505
<b>ANA TIVADAR, STANKO MANOJLOVIĆ, SIMON PODKORITNIK</b>	
INTELLIGENT TRANSPORT SYSTEMS FOR SMART CITIES	511
<b>BIA MANDŽUKA, LJUPKO ŠIMUNOVIĆ, MARIO ĆOSIĆ</b>	

## **TOPIC VIII: Building Technologies** 518

RETROFITTING OF MULTI-FAMILY BUILDINGS TOWARDS HEALTHIER SETTLEMENTS	519
<b>ALEKSANDRA KRSTIĆ-FURUNDŽIĆ, ALEKSANDRA ĐUKIĆ</b>	
FERROCEMENT ARCHITECTURAL STRUCTURES FROM THE ASPECT OF SOCIAL WELL-BEING	526
<b>ALEKSANDRA NENADOVIĆ</b>	
DAYLIGHT ANALYSES OF "READY-MADE" FAÇADES WITH MODULAR OPENINGS - CASE STUDY LOCATION IN PODGORICA	532
<b>SANJA PAUNOVIĆ ŽARIĆ, IRENA RAJKOVIĆ, MARIJA BOJOVIĆ</b>	
ACTIVE SOLAR SYSTEMS – STUDY OF POTENTIAL FOR APPLICATION IN THE MATERIALIZATION OF TOURIST FACILITIES IN MONTENEGRO	539
<b>IRENA RAJKOVIĆ, SANJA PAUNOVIĆ ŽARIĆ, MARIJA BOJOVIĆ</b>	
PREFABRICATED PASSIVE HOUSE VENTILATED FAÇADE PANEL SYSTEM WITH RECYCLED CONCRETE	548
<b>LJUBOMIR MIŠČEVIĆ, IVANA BANJAD PEČUR, BOJAN MILOVANOVIĆ</b>	
POTENTIAL ANALYSIS OF DYNAMIC, THERMAL BUILDING SIMULATIONS AND DEVELOPMENT OF MEASUREMENT AIDED SIMULATION TECHNIQUE	556
<b>ISTVÁN KISTELEGDI, BÁLINT BARANYAI, BÁLINT BACHMANN</b>	



**TOPIC IX: Adaptive Reuse and Urban Renewal** 561

---

COMPARISON OF THE SUSTAINABILITY OF DIFFERENT TECHNIQUES  
FOR THE STRENGTHENING OF REINFORCED CONCRETE SLABS 562

**TANYA CHARDAKOVA, MARINA TRAYKOVA**

SYSTEMS FOR THE REQUALIFICATION OF NON-LISTED ARCHITECTURE:  
THE "ADAPTIVE EXOSKELETON" 569

**FRANCESCA GUIDOLIN**

RECONSTRUCTION AND REVITALIZATION OF THE COMPLEX SENARA, WITHIN  
THE MONASTERY HILANDAR, IN ORDER TO ADAPT TO MODERN TRENDS AND  
SOCIAL CHANGES 575

**JELENA IVANOVIĆ-ŠEKULARAC, JASNA ČIKIĆ-TOVAROVIĆ, NENAD ŠEKULARAC**

RENEWAL OF JUGOMONT PREFABRICATED RESIDENTIAL BUILDINGS JU-61 582

**IVAN MLINAR, LEA PETROVIĆ KRAJNIK, TAMARA MARIĆ**

BROWNFIELDS AS PLACES AND RENEWABLE ENERGY SYSTEMS  
AS TECHNOLOGIES: POTENTIALS AND RISKS IN CASE OF SERBIA 588

**ANITA STOILKOV-KONESKI, ZORAN KONESKI**

LANDFILL JAKUŠEVEC IN ZAGREB – POTENTIAL FOR NEW SPACE  
IDENTITY AND ENHANCEMENT OF QUALITY OF LIFE 595

**LEA PETROVIĆ KRAJNIK, DAMIR KRAJNIK, IVAN MLINAR**

**TOPIC X: Active Living and Health** 601

---

OPEN PUBLIC SPACES FOR HEALTHIER CITIES 602

**ALEKSANDRA STUPAR, ALEKSANDRA ĐUKIĆ**

RESPONSIBILITY TO THE EMPLOYEES' HEALTH UNAVOIDABLE  
IN THE CREATIVE AND INNOVATIVE DESIGN OF OFFICE SPACES 610

**NIKOLA Z. FURUNDŽIĆ, DIJANA P. FURUNDŽIĆ, ALEKSANDRA KRSTIĆ- FURUNDŽIĆ**

HEALTHY PLACES, ACTIVE PEOPLE 617

**KATARINA ANA LESTAN, IVAN ERŽEN, MOJCA GOLOBIČ**

THE IMPACT OF QUALITY OF PEDESTRIAN SPACES ON  
WALKING AS A MODERATE PHYSICAL ACTIVITY 623

**MILENA VUKMIROVIĆ, EVA VANIŠTA LAZAREVIĆ**

**TOPIC XI: Health Promotion, Protection and Prevention** 638

---

OUTDOOR GYMS: "NO MORE EXCUSES FOR PEOPLE WHO CANNOT  
AFFORD MEMBERSHIPS. GET OUT AND GET IN SHAPE!" 639

**ANNE-KATHRIN WILL**



STUDENT PHYSICAL EDUCATION FOR HEALTHY LIFESTYLE <b>ALEŠ GOJJA</b>	646
KEY POINTS OF HUMAN AWARENESS AND EMERGENCY PLANNING. SCHOOLS AS A CASE STUDY <b>MADDALENA COCCAGNA</b>	655
ANOTHER SIDE OF THE COMFORT OF LIVING – ELECTROMAGNETIC POLLUTION <b>NEBOJŠA ARSIĆ, JORDAN RADOSAVLJEVIĆ, NATAŠA FIKFAK, SAŠA ŠTATKIĆ</b>	661
RECOMMENDATIONS FOR UNIVERSAL DESIGN OF OUTDOOR LEISURE AND RECREATIONAL AREAS <b>LARA SLIVNIK</b>	667
<b>TOPIC XII: Social Networks and Human Basic Needs</b>	<b>673</b>
VISUAL REPRESENTATION AND EXPERIENCE OF PLACE: CASE STUDY ALHAMBRA IN GRANADA <b>ISIDORA KARAN, VEDRANA IKALOVIĆ</b>	674
BEYOND THE QUANTIFIED SELF: A LOOK AT THE SOCIAL DIMENSION OF HEALTH <b>SVEA HEINEMANN</b>	680
SKYSCRAPER'S PUBLIC AREAS: THE IMPACT ON SPACE AND SOCIAL LIFE <b>ALICJA STEFAŃSKA</b>	686
THE IMPACT OF SOCIAL NETWORKS USE ON REDUCTION OF DEPRESSION IN CANCER PATIENTS <b>LEILA HABIBI, HAMID REZA FARPOUR</b>	691



## **APPLICATION OF PV MODULES ON NOISE BARRIERS**

---

**Budimir Sudimac<sup>1</sup>**

Assistant Professor, dipl.ing.arch, Faculty of Architecture, Bulevarkralja Aleksandra 73/II, Belgrade, Serbia, sudimac@arh.bg.ac.rs

**Andjela Dubljević**

Teaching Assistant, dipl.ing.arch, Faculty of Architecture, Bulevarkralja Aleksandra 73/II, Belgrade, Serbia, andjela.dubljevic@arh.bg.ac.rs

### **ABSTRACT**

*The aim of this research is to consider possibilities for improving the street lighting on the E75 highway, which passes through Serbia, using renewable sources of energy. In this paper, we analyzed the possibilities for installing sound barriers along the highway and integrating photovoltaic (PV) modules, which would generate electrical energy to power the lighting on the section of the highway running through Belgrade. Sound barriers are necessary along the highway running through populated areas, and they are identified as elements on which PV modules for power generation can be installed. The illumination of the highway powered by conventional sources of electricity is very expensive and has negative environmental impact, which is the reason why this paper investigates the connection between sound barriers and electricity generation from renewable energy sources. The paper seeks to show the hybridity of using sustainable technologies in solving environmental issues. This structure solves the problem of noise in populated areas and provides the electricity from renewable source.*

**Keywords:** noise, PV modules, solar energy, sound barriers.

### **INTRODUCTION**

This paper presents the possibilities of using solar energy for illuminating the highway running through Belgrade, the capital of Serbia. Serbia has 267 sunny days per year, and each square meter of the earth's surface receives 1000 hours of solar energy. In Serbia there is a potential to generate electricity using solar power because the insolation is 20-30 per cent more than the European average. There is an average of 2096 hours of sunlight per year (which accounts for 45.48 per cent of potential/possible insolation). The highest insolation of about 10 hours per day is in July and August, while December and January are the cloudiest, with insolation of 2 to 2.3 hours per day (Fig. 1). The mean annual number of cloudy

---

<sup>1</sup> Corresponding author



days is 103.8, most of them during winters. The mean number of clear days per year is 67. The application of photovoltaic (PV) modules for generating the electricity into sound barriers provides the electricity to illuminate the section of the highway using alternative sources. At the same time, the noise level is reduced in a populated area, as well as the level of CO<sub>2</sub> in the air. The calculations and computer simulations of PV system for all variants of integrating modules into sound barriers were made in the software PVSYST version 4.37. Standard modules with mono-crystalline cells were used for the calculations.

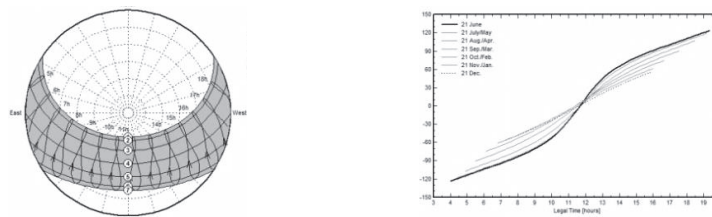


Figure 1: Annual Solar paths diagram and Sun's azimuth at Belgrade (44.4°N, 20.4°E).

## Methods

The analysis presented in this paper is hypothetical and it aims to demonstrate the architectural and energy possibilities of using active solar systems by integrating PV modules on noise abatement elements on the section of the highway which runs through Belgrade. The results obtained were comparatively analyzed. Energy efficiency is treated through the consumption of electricity for powering the lighting on the highway using standard light sources – high pressure sodium and new technologies using LED technology.

## NOISE BARRIERS

Reducing the negative impact of traffic noise on the environment can be successfully solved by installing appropriate barriers, structures that prevent direct noise transmission. Noise barriers interrupt the original straight line path of sound waves, thus reducing the noise level (Fig. 2a). The effect of noise reduction is reflected in creating an acoustic shadow behind the barrier and it reduces the sound level coming to the receiver. Traffic noise barriers are solid obstacles installed along the road to absorb, transmit or reflect sound. Barriers reduce the level of noise by 5 to 10 dB, thus reducing the level of traffic noise by as much as half. To effectively reduce the noise coming around the ends of the barrier, it should be 8 times as long as the distance between the receiver and the barrier itself. It is desirable to locate a noise barrier four times its height from settlements and provide landscaping near the barrier to avoid visual dominance. A barrier can achieve a 5dB noise level reduction when the line-of-sight is broken from the highway. After the line-of-sight is broken, the barrier may reduce the noise level by an additional 1.5dB for each one meter of barrier height (Fig. 2b). The level of noise generated



by traffic on the highway through Belgrade is 70-90db. According to the law in Serbia, the maximum allowed noise level in residential areas is 55dB during the day, and 45dB during the night. In Belgrade, there are no noise barriers which meet the standard. The vicinity of the highway and the noise produced is a serious environmental issue for the analyzed area in Belgrade.

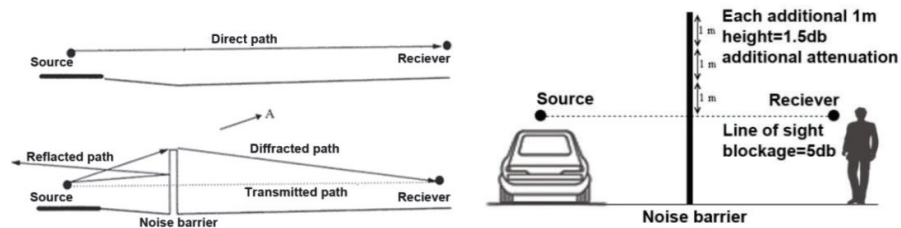


Figure 2: a) Path of sound waves without and with noise barrier b) High of noise barrier.

### Illumination of the e75 highway

The E75 highway is the longest international route; class A, running north-south from Norway to Greece. The total length of this highway is 5639 km, and the section running through Serbia spans 239km and it is a part of the Pan-European corridor X. The lighting is provided using high-pressure sodium light sources, of 400W, featured by high luminous efficiency and limited spectrum of radiation peaking in the yellow-orange. The length of the highway running through Belgrade is 25km, and a section, 8.5km long, 2x12m wide, was chosen for detail analysis. This section of the highway is illuminated by 420 light sources mounted on 210 metal poles, each 12m high. The poles are arranged centrally, at the distance between each other of 40m and a slope of 5°.

### ANALYSIS OF POWER CONSUMPTION FOR ILLUMINATING

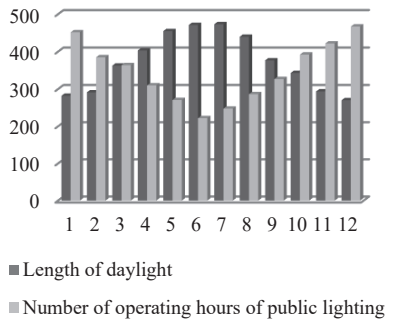
According to the valid calendar for switching public lighting on and off for the city of Belgrade (updated 16 October 2011), the total number of operating hours of public lighting in Belgrade is 4148.23 hours per year.

Table 1: Length of daylight for Belgrade and operating hours of public lighting of highway.

Month	Length of daylight for Belgrade	Operating hours of public lighting	Month	Length of daylight for Belgrade	Operating hours of public lighting
1	282.32	452.00	7	473.42	248.00
2	291.44	385.15	8	439.93	286.45
3	362.99	364.15	9	376.96	327.00
4	403.52	310.13	10	343.14	392.45
5	455.08	271.15	11	294.07	422.00
6	471.40	222.30	12	270.56	467.45



<b>Total</b>	4464.8	4148.23
--------------	--------	---------



The shortest number of operating hours of lighting is in June - 222.30 hours, and the highest is in December and it is 467.45 hours. Total length of daylight for Belgrade and total number of operating hours of public lighting of highway by month are shown in Table 1. The existing sodium lamps have 400W installed power/each. The number of lamps on the analyzed section of the highway is 420. The required amount of electricity to power this type of lighting, depending on the number of operating hours of public lighting, is 696902.64 kWh per year. There is a noticeable difference in reducing the electricity consumption by replacing the light source. The rationalization of electricity consumption for street lighting on the section of the highway is possible by replacing the existing 400W sodium lamps with more modern lamps for public lighting, with degree of protection IP66, 279 LED. Comparison of consumption of electricity for sodium lamp 400W and 279W LED lamp are shown in Table 2.

**Table 2: Consumption of electricity for sodium lamp 400W and 279W LED lamp by month.**

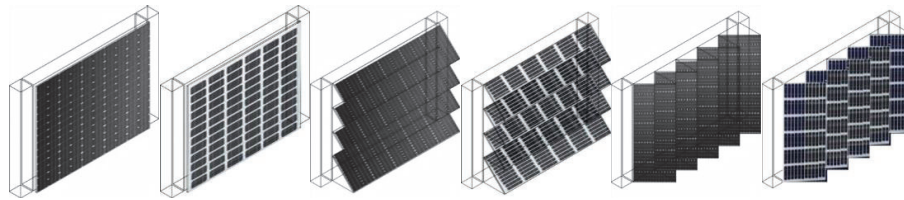
Month	Number of operating hours of lamp	Consumption of 400 W sodium lamp	Consumption of 279W LED lamp	Month	Number of operating hours of lamp	Consumption of 400 W sodium lamp	Consumption of 279W LED lamp
1	452	75936	52965	7	248	41664	29060
2	385	64705	45132	8	286	48123	33566
3	364	61177	42671	9	327	54936	38318
4	310	52102	36341	10	392	65931	45987
5	271	45553	31773	11	422	70896	49450
6	222	37346	26049	12	467	78531	54776
<b>Total</b>	4148	696902	486089				

**RESULTS AND DISCUSSION**

For a comparative analysis of the integration of photovoltaic modules into sound barriers, different positions of PV modules were proposed giving different results



of total annual electricity generation. For the analysis, 6 variants of positions of photovoltaic modules were adopted (Fig. 3): Variant 1 – PV modules in vertical wall, opaque; Variant 2 – PV modules in vertical wall with sheds disposition; Variant 3 – PV modules in vertical wall with sun-shield disposition; Variant 4 – PV modules in vertical wall, semi-transparent (50%); Variant 5 – PV modules in vertical wall with sheds disposition, semi-transparent (50%); Variant 6 – PV modules in vertical wall with sun-shield disposition, semi-transparent (50%). All the variants of the integration of PV modules into sound barriers were analyzed for the same surface area of the barrier, i.e. 4900 sq.m. Photovoltaic modules integrated into the noise abatement element (Variant 1), covering the total area of 4900 sq.m. monthly generate the amount of electricity ranging from min 24379 kWh in December to max 88147 kWh in July. The total annual electricity production is 698229 kWh in Variant 1. The required electricity to power lighting using sodium lamps is 696902.64 kWh, and for LED lamps 486089.59 kWh.



**Figure 3: Design of 6 different variants of integrated PV modules.**

Photovoltaic modules integrated into the noise abatement element (Variant 2), covering the total area of 4900 sq.m., monthly generate the amount of electricity ranging from min 23414 kWh in December to max 86285 kWh in July. Photovoltaic modules integrated into the noise abatement element (Variant 3) monthly generate the amount of electricity ranging from min 20036 kWh in January to max 71073 kWh in August. Photovoltaic modules integrated into the noise abatement element (Variant 4), monthly generate the amount of electricity ranging from min 12190 kWh in January to max 44073 kWh in July. Photovoltaic modules integrated into the noise abatement element (Variant 5), generate monthly the amount of electricity ranging from min 11707 kWh in December to max 43142 kWh in July. Photovoltaic modules integrated into the noise abatement element (Variant 6), monthly generate the amount of electricity ranging from min 10018 kWh in January to max 35537 kWh in August. Comparative review of monthly and annual production of electricity for all 6 variants of PV modules is shown in Table 3.





**Table 3: Comparative review of monthly and annual production of electricity for different variants of PV modules.**

Month	Variant 1	Variant 2	Variant 3	Variant 4	Variant 5	Variant 6
1	24675	23869	20036	12338	11934	10018
2	37130	36280	30892	18565	18140	15446
3	57834	56565	48429	28917	28282	24215
4	67037	65494	54976	33518	32747	27488
5	81244	79402	60057	40622	39701	30028
6	81077	79215	54186	40538	39607	27093
7	88147	86285	61079	44073	43142	30539
8	86293	84640	71073	43146	42320	35537
9	69141	67800	59835	34571	33900	29918
10	52368	51327	44807	26184	25663	22404
11	28903	28103	23861	14452	14051	11931
12	24379	23414	20117	12190	11707	10058
<b>Total</b>	<b>698228</b>	<b>682394</b>	<b>549348</b>	<b>349114</b>	<b>341194</b>	<b>274675</b>

## CONCLUSION

The contribution of renewable sources of energy to electricity production using PV modules was evaluated through comparative analysis of variant solutions for integrating PV modules into noise barriers. Annually, integrated photovoltaic modules can generate the amount of electricity ranging from min 274675 kWh (Variant 6) to max 698228 kWh (Variant 1). The analysis showed that only Variant 1 can generate enough electricity for lighting. The percentage share of obtained electricity from hypothetical models in relation to the annual demand is the following: Variant 1 – 100 per cent, Variant 2 - 97.92 per cent, Variant 3 – 78.83 per cent, Variant 4 – 50.01 per cent, Variant 5 – 48.96%, Variant 6 – 39.41%. It is noted a significant difference in amounts of generated electricity by variants. It may be concluded that standard opaque mono-crystalline PV modules, placed vertically, generate the most electricity. Standard semi-transparent mono-crystalline PV modules with sun-shield disposition are the least efficient.

Adequate orientation, choice and position of PV modules may contribute to their greater energy efficiency. It is necessary to further analyze the combination of individual variants to meet shaping and visual aspects of the application of noise barriers in populated areas. In implementing such systems, the adaption of PV modules to the designed type of noise barrier could pose a problem.



## REFERENCES

Holties, H.A. 1998. "Railway Noise Reduction using Porous Sur- faces and Small Barriers." *Euro Noise*, 98: 301–305.

Johannsen, K. and Möser. M. 2000. "The Influence of the Sur- face of Small Barriers on the Sound Reduction Efficiency of Shroud-Barrier Combinations." *Seventh International Congress on Sound and Vibration*, 2623–2630.

Jones, C.J.C. and Thompson, D.J. 1999. "Application of Numerical Models to a System of Train- and Track-Mounted Acoustic Shields." *Sixth International Congress on Sound and Vibration*, 2661–2668.

Krstic-Furundzic, A. 2007. "PV Integration in Design of New and Refurbishment of Existing Buildings: Educational Aspect." *JAAUBAS-Journal of the Association of Arab Universities for Basic and Applied Sciences*, 4: 135-146.

Möser, M. and Volz., R. 1999. "Improvement of Sound Barriers using Headpieces with Finite Impedance." *JASA*, 106: 3049–3060.

Nordmann, T., Frölich, A., Clavadetscher, L. 1997. "Eight Years of Operation Experience with two 100 kWp PV Soundbarriers." *14 th European Photovoltaic Solar Energy Conference*, Barcelona, Spain.