

**12<sup>th</sup> INTERNATIONAL CONFERENCE  
ON STRUCTURAL ANALYSIS  
OF HISTORICAL CONSTRUCTIONS**

**SAHC 2021**

**Online event, 29 Sep - 1 Oct, 2021**

**P. Roca, L. Pelà and C. Molins (Eds.)**



**12<sup>th</sup> INTERNATIONAL CONFERENCE  
ON STRUCTURAL ANALYSIS  
OF HISTORICAL CONSTRUCTIONS**

**SAHC 2021**

**Online event, 29 Sep - 1 Oct, 2021**

A publication of:

**International Centre for Numerical  
Methods in Engineering (CIMNE)**

Barcelona, Spain



ISBN: 978-84-123222-0-0

Printed by: Artes Gráficas Torres S.L., Huelva 9, 08940 Cornellà de Llobregat,  
Spain

## **TABLE OF CONTENTS**

Preface .....	7
Supporting Organizations.....	9
Organizers and Committees .....	11
Sponsors .....	15
Summary .....	17
Contents .....	19
Presented Sessions.....	45
Authors Index.....	3661



# PREFACE

The International Conference on Structural Analysis of Historical Constructions (SAHC) was first celebrated in Barcelona in 1995, followed by a second edition also in Barcelona in 1998. Since then, nine subsequent editions have been organized in different countries of Europe, America and Asia. The SAHC conference series is intended to offer a forum allowing engineers, architects and all experts to share and disseminate state-of-art knowledge and novel contributions on principles, methods and technologies for the study and conservation of heritage structures. Through all its successful past editions, the SAHC conference has become one of the topmost periodical opportunities for scientific exchange, dissemination and networking in the field.

During the last decades the study and conservation of historical structures has attained high technological and scientific standards. Today's practice involves the combination of innovative non-destructive inspection technologies, sophisticated monitoring systems and advanced numerical models for structural analysis. More than ever, it is understood that the studies must be performed by interdisciplinary teams integrating wide expertise (engineering, architecture, history, archeology, geophysics, chemistry...). Moreover, the holistic nature of the studies, and the need to encompass and combine the different scales of the problem –the materials, the structures, the building aggregates, and the territory – are now increasingly acknowledged. Due to all this, the study of historical structures is still facing very strong challenges that can only be addressed through sound international scientific cooperation.

Taking these ideas in mind, the 12<sup>th</sup> edition of the SAHC conference aimed at creating a new opportunity for the exchange and discussion of novel concepts, technologies and practical experiences on the study, conservation and management of historical constructions.

The present proceedings include the papers presented to the conference, which was finally celebrated on September 29-30 and October 1, 2021, in an on-line mode due to the world sanitary emergency situation created by the Covid-19 pandemic.

The conference included the following topics: history of construction and building technology; inspection methods, non-destructive techniques and laboratory testing; numerical modeling and structural analysis; structural health monitoring; repair and strengthening strategies and techniques; conservation of 20<sup>th</sup> c. architectural heritage; seismic analysis and retrofit; vulnerability and risk analysis and interdisciplinary projects and case studies.

The SAHC 2021 conference has been possible thanks to the large contribution of the scientific committee and reviewer panel who took care of selecting and review the papers submitted. The contribution of the different sponsors and supporting organizations is also acknowledged. Above all, the conference has been possible thanks to all the authors who have contributed with very valuable papers despite the difficulties caused by the world pandemic. New editions of the conference are already planned in normal face-to-face formats which, in the upcoming years, will provide new opportunities for sharing valuable knowledge and experience on structural conservation, as well as for keeping alive and fulfilling the purpose and aims of the SAHC conference series.

The Organizing Committee



## SUPPORTING ORGANIZATIONS



**UNIVERSITAT POLITÈCNICA  
DE CATALUNYA  
BARCELONATECH**

Universitat Politècnica de Catalunya  
(UPC), Barcelona, Spain

**CIMNE** 



Center for Numerical Methods in  
Engineering (CIMNE), UPC, Spain



**ICOMOS**  
international council on monuments and sites

International Council on Monuments  
and Sites (ICOMOS)

  
**Iscarsah**  
International Scientific Committee on the Analysis and  
Restoration of Structures of Architectural Heritage

International Scientific Committee for  
Analysis and Restoration of Structures  
of Architectural Heritage of ICOMOS  
(ICOMOS / ISCARSAH)





# ORGANIZERS AND COMMITTEES

## Organizing Committee



**Pere Roca**

Technical University of Catalonia



**Climent Molins**

Technical University of Catalonia



**Luca Pelà**

Technical University of Catalonia



**Paulo Lourenço**

University of Minho



**Claudio Modena**

University of Padova

# SCIENTIFIC COMMITTEE

## National Members

- Jose M. Adam, Polytechnic University of Valencia
- Ernest Bernat, Polytechnic University of Catalonia
- Pedro Calderón, Polytechnic University of Valencia
- Miguel Cervera, Polytechnic University of Catalonia
- Victor Compán, University of Seville
- Leire Garmendia, University of the Basque Country
- Lluís Gil, Polytechnic University of Catalonia
- Pilar Giráldez, University of Barcelona
- Salvador Ivorra, University of Alicante
- Miquel Llorens, University of Girona
- Ignacio Lombillo, University of Cantabria
- Camilla Mileto, Polytechnic University of Valencia
- Javier Mosteiro, Technical University of Madrid
- Belén Riveiro, University of Vigo
- Savvas Saloustros, Polytechnic University of Catalonia
- Fernando Vegas, Polytechnic University of Valencia
- Marius Vendrell, University of Barcelona

## International Members

- Rafael Aguilar, Pontifical Catholic University of Peru
- Takayoshi Aoki, Nagoya City University
- Alessandra Aprile, University of Ferrara
- Oriol Arnau, National Autonomous University of Mexico
- Görün Arun, Yildiz Technical University
- Hiram Badillo, Autonomous University of Zacatecas
- Andrea Benedetti, University of Bologna
- Rita Bento, University of Lisbon
- Katrin Beyer, Swiss Federal Institute of Technology in Lausanne
- Rubén Boroscchek, University of Chile
- Guido Camata, University of Chieti-Pescara
- Claudia Cancino, Getty Conservation Institute
- Eva Coïsson, University of Parma
- Dina D'Ayala, University College London
- Gianmarco de Felice, Roma Tre University
- Gianfranco de Matteis, University of Campania
- Matthew DeJong, University of California at Berkeley
- Milos Drdácáký, Institute of Theoretical and Applied Mechanics
- Khalid El Harrouni, National School of Architecture
- Ahmed Elyamani, Cairo University
- Yohei Endo, Shinshu University
- Mariana Esponda, Carleton University
- Antonio Formisano, University of Naples Federico II
- Dora Foti, University of Bari
- Enrico Garbin, University of Padova
- Giorgia Giardina, University of Cambridge

- Toshikazu Hanazato, Mie University
- Mehrdad Hejazi, University of Isfahan
- Marcela Hurtado, Federico Santa María Technical University
- Jason Ingham, University of Auckland
- Wolfram Jager, Technical University Dresden
- Stephen J. Kelley, SJK Inc.
- Debra Laefer, New York University
- Sergio Lagomarsino, University of Genova
- Alessandra Marini, University of Bergamo
- Guillermo Martínez, Michoacan University of Saint Nicholas of Hidalgo
- Arun Menon, Indian Institute of Technology Madras
- Gabriele Milani, Polytechnic University of Milan
- John Ochsendorf, Massachusetts Institute of Technology
- Daniel Oliveira, University of Minho
- Fernando Peña, National Autonomous University of Mexico
- Andrea Penna, University of Pavia
- Maurizio Piazza, University of Trento
- Mariapaola Riggio, Oregon State University
- Jan Rots, Delft University of Technology
- Antonella Saisi, Polytechnic University of Milan
- Cristián Sandoval, Pontifical Catholic University of Chile
- Vasilis Sarhosis, The University of Leeds
- Yaacov Schaffer, Israel Antiquities Authority
- Nigel Shrive, University of Calgary
- Marek Sklodowski, Institute of Fundamental Technological Research
- Pierre Smars, National Yunlin University of Science and Technology
- Luigi Sorrentino, Sapienza University of Rome
- Enrico Spacone, University of Chieti-Pescara
- Nicola Tarque, Pontifical Catholic University of Peru
- Adrienn Tomor, University of the West of England
- Daniel Torrealva, Pontifical Catholic University of Peru
- Maria Rosa Valluzzi, University of Padova
- Koenraad Van Balen, KU Leuven
- Humberto Varum, University of Porto
- Els Verstrynge, KU Leuven
- Elizabeth Vintzileou, National Technical University of Athens
- Roko Žarnić, University of Ljubljana

## REVIEWER PANEL

- Daniela Addessi
- Maurizio Angelillo
- Jesus Bairán
- Elisa Bertolesi
- Maria Bostenaru
- Giuseppe Brando
- Manuel Buitrago Moreno
- Albert Cabané
- Chiara Calderini
- Ivo Calì
- Lorenzo Cantini
- Silvia Caprili
- Giuliana Cardani
- Claudia Casapulla
- Rosario Ceravolo
- Francesca Ceroni
- Francesco Clementi
- Camilla Colla
- Cossima Cornadó
- Sara Dimovska
- Anastasios Drougkas
- Chiara Ferrero
- Virginia Flores Sasso
- Aguinaldo Fraddosio
- Donald Friedman
- Stefano Galassi
- Larisa García-Ramonda
- Lucia Garijo
- Carmelo Gentile
- Lorenzo Jurina
- Philip Karklbrenner
- David López
- Jose Machado
- Nirvan Makoond
- Nuno Mendes
- Andronki Miltiadou
- Bernt Mittnacht
- Tom Morrison
- Marius Mosoarca
- Juan Murcia
- Federica Ottoni
- Bartolomeo Pantò
- Marisa Pecce
- Chiara Pepi
- Elisa Poletti
- Bora Pulatsu
- Enrico Quagliarini
- Luisa Rovero
- Nicola Ruggieri
- Santiago Sanchez
- Mario Santana
- Michel Schuller
- Jorge Segura
- Vincenzo Sepe
- Alberto Taliercio
- Dimitris Theodossopoulos
- Filippo Ubertini
- Giuseppina Uva
- Graça Vasconcelos
- Maria Belén Jiménez

## SPONSORS

PRO\_SAM is a plugin which connects PRO\_SAP with SAM II solver, a powerful tool for pushover analysis of new and existing structures.

### SOLVER RELIABILITY

SAM II, conceived by Prof. Magenes, Eng. Manzini and Eng. Morandi, is a well-known and robust non-linear solver highly referenced in international literature.

### CODES OF PRACTICE

Eurocode 8, Italian codes.

### MATERIALS

Unreinforced and reinforced masonry, reinforced concrete and generic linear materials.

### LOCAL FAILURE MECHANISMS

Automatic geometry interfacing with PRO\_CineM for kinematic linear and non-linear analyses.

### LINEAR ANALYSIS

Automatic generation of plate and shell linear model from the equivalent frame.

### FREE

PRO\_SAM is free for students, scholars or scientific research.



Asdea Software S.r.l. is part of the burgeoning ASDEA brand, which includes ASDEA S.r.l. and ASDEA Hardware. We are a software development company staffed with engineers, researchers, and software developers. Our goal is to provide innovative software solutions customized for clients and of original in-house design for numerical simulation and data visualization. We are the company behind the revolutionary software STKO (Scientific ToolKit for OpenSees). More than just a simple GUI, STKO features a Python scripting interface, meaning that users can customize and program the already powerful pre and postprocessors as needed, harnessing the full power of OpenSees.



CALSENS develops state-of-the-art fiber-optic sensors and designs, deploys and operates structural health monitoring (SHM) solutions to monitor bridges, buildings and vehicles (ships, airplanes, UAV), among other structures. Our services are based on constant research and innovation, creating products and services at the frontier of knowledge.

CALSENS services cover the full process of monitoring. Starting from the modelling of structural behavior and choice of control parameters, continuing with the election, design, fabrication and installation of the sensors and sensing system, until the processing, interpretation and evaluation of the data.

CALSENS has a multidisciplinary team with a high degree of expertise in the fields of civil engineering, photonic technologies, signal processing, materials engineering or computing.





Kerakoll is the international leader in the GreenBuilding sector, providing solutions that safeguard the health of both the environment and the people.

The company mission is embrace and promote GreenBuilding as the new low environmental impact approach to building and promote higher quality homes around the world through the use of eco-friendly building materials and innovative solutions.

Since 1968 – when the Group was founded in Sassuolo– Kerakoll has been pursuing a clear course of development in Italian and international markets for building materials, that has taken the company to the forefront of the GreenBuilding industry and to a level of technological supremacy famous around the globe.



S.T.A. DATA, founded in 1982 by Adriano Castagnone, civil and structural engineer since 1978, and pioneer of scientific software for structural engineering, is composed of more than 20 people, all highly qualified professionals. Our aim is to offer software for structural calculation that allow designers to face everyday work with simplicity and effectiveness.

S.T.A. DATA offers 3Muri Project, developed specifically for masonry.

In fact, it is not a generic Finite Element software adapted for masonry structures; 3Muri Project was born from the specific research for these structures and captures all the characteristics to obtain a safe and reliable calculation of historical, existing and new buildings.



IRS is a smart Engineering, Research and Development company founded by a group of engineers in 1993. IRS Structural Health Monitoring division designs, develops and integrates automated systems for mechanical and structural monitoring. Thanks to technological innovation, advanced modeling and design as well as professional production and after sales service provide a complete suite of structural health monitoring solutions. Monitoring version are both portable version for laboratory tests and one shot structural assessments and long term and in situ applications like historical sites, buildings, bridges, dams and tunnels. IRS is part of a group of companies including Measureit, with whom provides consultancy and sales of precision sensor and data acquisition systems.

# SUMMARY

## PRESENTED SESSIONS

Conservation of 20th c. architectural heritage .....	47
History of construction and building technology.....	200
Inspection methods, non-destructive techniques and laboratory testing.....	481
Interdisciplinary projects and case studies .....	873
Management of heritage structures and conservation strategies .....	1514
Numerical modeling and structural analysis.....	1675
Repair and strengthening strategies and techniques.....	2439
Resilience of historic areas to climate change and hazard events .....	2746
Seismic analysis and retrofit .....	2846
Structural health monitoring.....	3206
Vulnerability and risk analysis .....	3390





## Contents

### PRESENTED SESSIONS

#### Conservation of 20th c. architectural heritage

<b>An Innovative Shell Structure in Codogno (Italy). Evaluation of Structural and Seismic Performance</b> .....	47
<i>P. Brugnera, M.G. Costa and G. Mirabella Roberti</i>	
<b>Anchorage of Reinforcement Bars in Hennebique R.C. Structures</b> .....	59
<i>A. Brencich and M. Nebiacolombo</i>	
<b>Challenges in the Reuse and Upgrade of Pier Luigi Nervi's Structures</b> .....	71
<i>R. Ceravolo, G. De Lucia, E. Lenticchia, G. Miraglia, A. Quattrone, F. Tondolo, E. Matta, G. Sammartano, A. Spano and C. Chiorino</i>	
<b>Conservation of 20th Century Concrete Heritage Structures in Cyprus: Research and Practice</b> .....	82
<i>A.V. Georgiou, M.M. Hadjimichael and I. Ioannou</i>	
<b>Conservation of Historical Reinforced Concrete Structures</b> .....	94
<i>I. Bucur-Horváth and J. Virág</i>	
<b>Decay Patterns and Damage Processes of Historic Concrete: A Survey in the Netherlands</b> .....	105
<i>G. Pardo Redondo, S. Naldini and B. Lubelli</i>	
<b>Early Concrete Structures and Post-Patented Systems: Lessons to Preserve Early 20th Historical Heritage</b> .....	117
<i>I. Marcos, L. Garmendia, I. Piñero, Z. Egiluz, E. Briz and A. Gandini</i>	
<b>Historical Buildings Made of Reinforced Concrete in Timisoara in the Beginning of the 20th Century</b> .....	127
<i>R. Oprita</i>	
<b>Reconstruction of a Masonry Windmill Tower with a Multi-Blade Wind Turbine, Steel Reservoir and Water Supply System</b> .....	137
<i>P.W. Sielicki</i>	
<b>Reinforced Concrete Floors in Historic Buildings from the Beginning and the Middle of the 20th Century - Examples of Structural Strengthening in the Process of Revitalization</b> .....	144
<i>G. Dmochowski, P. Berkowski, J. Szolomicki and M. Minch</i>	
<b>Senate Building of Canada Case Study: Seismic Rehabilitation</b> .....	156
<i>L.M. Nicol</i>	
<b>Structural Evaluation and Maintenance of Brooks Aqueduct Historic Site</b> .....	168
<i>A. Rouhi and N. Shrive</i>	

<b>Structural Evaluation of the Greenhill Mine Tipple Structure Historic Site</b> .....	180
<i>A. Rouhi and N.G. Shrive</i>	
<b>The Safety Level of Concrete Pile Foundations under Industrial Monuments</b> .....	192
<i>S. Pasterkamp</i>	
<b>History of construction and building technology</b>	
<b>A study of the Historical Construction Technology of Bell Towers in Cyprus</b> .....	200
<i>M.L. Petrou and D.C. Charmpis</i>	
<b>A User-Friendly Digital Tool for the Structural Assessment of Historic Domes: The Case Study of Saint Peter in Rome</b> .....	211
<i>M.F. Funari, D.V. Oliveira, L.C. Silva and P.B. Lourenço</i>	
<b>Amazonas Theater Architectural Construction and Restorations History</b> .....	221
<i>M.S. Sampaio</i>	
<b>An Example of Fit-for Purpose Use of Materials in Roman Architecture: P Temple, Side, Antalya/Turkey</b> .....	233
<i>G. Kaymak Heinz</i>	
<b>First Reinforced Concrete Building in Rijeka Port - Ferenc Pfaff's Warehouse No.17</b> .....	245
<i>P. Šculac, D. Grandic and N. Palinic</i>	
<b>Foundation Development from 1890-1942 for Long Span and High Rise Buildings at Mexico City</b> .....	257
<i>P. Santa Ana, L. Santa Ana and J. Baez</i>	
<b>From Art to Science of Construction: the Permanence of Proportional Rules in the "Strange Case" of the 19th Century Ponte Taro Bridge (Parma, Italy)</b> .....	267
<i>F. Ottoni, V. Braglia, E. Coisson and L. Ferrari</i>	
<b>Gaudí, a New Architectural Concept of Maximum Structural Efficiency: Catenary Vaults, Complex Ruled Surfaces, Branched Pillars and an Endless Innovative Strategies</b> .....	279
<i>C. Salas, C. Bedoya and J.M. Adell</i>	
<b>Geotechnical Structures in the Ancient World. The Case of the Ziggurat of Ur in Mesopotamia</b> .....	291
<i>E. Kapogianni</i>	
<b>Historical and Typological Characterization of Churches in the Historical Centre of Cusco, Peru</b> .....	302
<i>K. Sovero, N. Tarque, E. Spacone, C. Mazzanti, G. Brando and C. Alfaro</i>	

<b>Iron and Steel Construction Workshops in 19th and early 20th century Belgium: Retrieving their Oeuvre via Trade Catalogues.....</b>	<b>313</b>
<i>I. Wouters and R. Wibaut</i>	
<b>“Iron Cages”. Technical Discussions after the 1906 Valparaíso Earthquake and Reconstruction with New Techniques and Materials .....</b>	<b>325</b>
<i>S. Maino, K. Cabezas and M. Koch</i>	
<b>New Lightweight Structures and Historical Heavyweight Structures in Conservation .....</b>	<b>337</b>
<i>A. Mosseri</i>	
<b>Opus Signinum - Roman Concrete without Pulvis Puteolanis: Example of the Substructures of Diocletian’s Palace .....</b>	<b>349</b>
<i>M.I. Šimunić Buršić</i>	
<b>Patio as a Structural Invariant. Buildings with Patio Facing Adaptive Reuse in Barcelona .....</b>	<b>361</b>
<i>P. Fuertes, R. Sauquet and N. Salvadó</i>	
<b>Reconstructed Overhanging Battlements. Executive Techniques and their Vulnerability in the Stronghold of Arquata del Tronto (Italy).....</b>	<b>373</b>
<i>E. Facchi, A. Grimoldi, A. G. Landi and E. Zamperini</i>	
<b>Reinforced Concrete + Masonry: the ‘Mixed’ Structure of the Novocomum by Giuseppe Terragni.....</b>	<b>385</b>
<i>A. Greppi and C. Di Biase</i>	
<b>Safety Assessment of Existing Post-War Reinforced Concrete Bridges. The Case Study of ‘Gerber Girders’ Bridges in Italy.....</b>	<b>397</b>
<i>I. Giannetti, S. Mornati, S. Coccia, F. Di Carlo and Z. Rinaldi</i>	
<b>Structural Analysis as a Supporting Method for the Research of Medieval Brick Architecture .....</b>	<b>409</b>
<i>P. Samol, P. Iwicki and J. Przewlocki</i>	
<b>The “Pieve di Santa Maria” in Arezzo (Italy). From the Laser Scanner Survey to the Knowledge of the Architectural Structure .....</b>	<b>421</b>
<i>P. Matracchi, C. Biagini, A. Sadocchi and M. Valieri</i>	
<b>The Dome of the Temple of Diana in Baiae: Geometry, Mechanics and Architecture.....</b>	<b>433</b>
<i>A. Sinopoli and D. Aita</i>	
<b>The Spiral Staircase in the Fortified Tower of Nisida .....</b>	<b>445</b>
<i>C. Cennamo, C. Cusano and M. Angelillo</i>	
<b>The Structural Function of the Dutch Buttressing of the East Curtain Wall of Elmina Castle, Elmina, Ghana.....</b>	<b>457</b>
<i>J. Sun, S. Tezcan and R. Perucchio</i>	
<b>Timber Reinforcements: Local Construction Techniques in Italian Historical Buildings.....</b>	<b>469</b>
<i>S. Della Torre and L. Cantini</i>	

## **Inspection methods, non-destructive techniques and laboratory testing**

<b>Application of Digital Close-Range Photogrammetry to Monitor Local Deformations of Architectural Monuments: A Case Study of el Mirador de Inkaraqay (Machu Picchu)</b> .....	481
<i>J. Kosciuk and M. Pakowska</i>	
<b>Axial Compression Tests on Rubble Stone Masonry Reproducing Opus Incertum of Ancient Pompeii</b> .....	492
<i>F. Autiero, G. De Martino, M. Di Ludovico and A. Prota</i>	
<b>Characterization of Cracks in Historical Buildings Using Image Processing Techniques</b> .....	504
<i>P. Porcel, B. Castañeda and R. Aguilar</i>	
<b>Characterization of Historic Mortars for Compatible Restoration: Case study of South Africa</b> .....	515
<i>M. E. Loke, K. Pallav and R. Haldenwang</i>	
<b>Comparison Between Investigation Techniques for the Evaluation of the Compressive Properties of Brick Masonry Structures</b> .....	525
<i>F. Ferretti, A. Incerti and C. Mazzotti</i>	
<b>Compressive Behaviour of Bonded Brickwork Wallettes with Various Thicknesses: Experimental and Numerical Verification</b> .....	537
<i>J. Thamboo, M. Asad and T. Zahra</i>	
<b>Data Acquisition, Management and Evaluation for Stone Conservation Projects with Digital Mapping</b> .....	547
<i>S. Vetter, G. Siedler and J. Kaminsky</i>	
<b>Dynamic Identification of Damage in Brick Masonry Walls</b> .....	559
<i>S. Ivorra, D. Bru, I. Gisbert, F.J. Baeza, B. Torres and D. Camassa</i>	
<b>Effect of Geometrical Imperfections on the Response of Dry-Joint Masonry Arches to Support Settlements</b> .....	569
<i>C. Ferrero, M. Rossi, P. Roca and C. Calderini</i>	
<b>Evaluation of the Behaviour of Lime and Cement Based Mortars Exposed at Elevated Temperatures</b> .....	581
<i>V. Pachta and M. Stefanidou</i>	
<b>Experimental Campaign on the Use of the Flat Jack Test in Cob Walls</b> .....	593
<i>A. Jiménez Rios, M. Grimes and D. O'Dwyer</i>	
<b>Experimental Investigation of Scarf Joint of 'Lightning Sign' in Bending</b> .....	602
<i>A. Karolak and C. Jasieńko</i>	
<b>Experimental Investigation on the Torsion-Shear Behaviour at the Interfaces of Interlocking Masonry Block Assemblages</b> .....	614
<i>C. Casapulla, E. Mousavian, L.U. Argiento and C. Ceraldi</i>	

<b>Fatigue Assessment of Old Riveted Railway Bridges: Laboratory Testing of a Real Bridge</b> .....	626
<i>J.M. Adam, P.A. Calderón, M. Buitrago, E. Bertolesi, J.J. Moragues, S. Ivorra and B. Torres</i>	
<b>Influence of Moisture Content on the Application of ND and MD Tests to Various Species of Timber Elements</b> .....	639
<i>M.R. Valluzzi, F. Casarin, L. Scancelli, M. Drdácky, M. Kloiber and J. Hrivnák</i>	
<b>Investigation of Rubble-Masonry Wall Construction Practice in Latium, Central Italy</b> .....	651
<i>O. Al Shawa, G. De Canio, G. De Felice, S. De Santis, S. Forliti, D. Liberatore, D. Mirabile Gattia, S. Perobelli, F. Persia and L. Sorrentino</i>	
<b>Laboratory and In-Situ Characterisation of Masonry Materials in a Large Historical Industrial Building in Barcelona</b> .....	662
<i>A. Cabané, L. Pelà and P. Roca</i>	
<b>Mechanical Characterization of Traditional Masonry in an Homogeneous Territory: Valtellina</b> .....	674
<i>M. Sala, D. Foppoli and S. Della Torre</i>	
<b>Methodologic Evolution Assessment of Large Deformations on Romanesque Masonry in Val d'Aran (XII-XIII centuries), Spain</b> .....	685
<i>J. Lluís i Ginovart, M. Lopez-Piquer and C. Lluís-Teruel</i>	
<b>Modal and Structural Identification of a Multi-Span Masonry Arch Bridge</b> .....	697
<i>P. Borlenghi, A. Saisi and C. Gentile</i>	
<b>Monitoring Deformations of a Wooden Church Tower by Laser Scanning</b> .....	709
<i>L. Truong-Hong, R. Lindenbergh, P. Woudenberg, W. Gard and J.-W. Van de Kuilen</i>	
<b>Non-Destructive Assessment of the Adhesion at the Interface Between FRCM Reinforcements and Masonry Substrates by Non-Linear Ultrasonic Technique</b> .....	722
<i>A. Castellano, A. Fraddosio, T. Kundu and M.D. Piccioni</i>	
<b>Non-Destructive Documentation Methods for Future Seismic and Damage Analysis of Modern Heritage Buildings using Contemporary Tools</b> .....	734
<i>S. Rajabzadeh, M. Esponda and L. Cordero Espinosa</i>	
<b>Non-Destructive Techniques for Characterising Earthen Structures</b> .....	746
<i>E. Bernat-Maso, E. Teneva, L. Mercedes and L. Gil</i>	
<b>Pathological and Structural Health Assessment of a Residential Building in Lota, Chile</b> .....	757
<i>M. Chávez, F. Macaya, E. Nuñez and C. Oyarzo</i>	
<b>Point-Load Test Assesment as Study of Adobe Buildings Damaged after the 2017 Puebla Earthquake</b> .....	769
<i>A. Sánchez, E. M. Alonso and J. A. Bedolla</i>	

<b>Quality and Strength Assessment of Butt Welds in Poland's Oldest Welded Railway Bridges .....</b>	<b>781</b>
<i>B. Wichtowski and J. Holowaty</i>	
<b>Salt Contamination of Wooden Materials: the Case of Trondheim (Norway) Warehouses .....</b>	<b>791</b>
<i>C. Bertolin, M. Strojceki, L. De Ferri, G. Grottesi and A. M Siani</i>	
<b>Stiffness Changes due to Static Loading of a Brick Arch.....</b>	<b>802</b>
<i>J. Bayer, S. Urushadze and J. Witzany</i>	
<b>Structural Performance and Durability Issues of Vernacular Schist Masonry .....</b>	<b>809</b>
<i>C.E. Barroso, D.V. Oliveira and L.F. Ramos</i>	
<b>Testing Calibration Issues in Resistance Drilling Applied to Timber Elements.....</b>	<b>821</b>
<i>F. Casarin, L. Scancelli, M.R. Valluzzi and E. Bozza</i>	
<b>The NDT Investigations Carry out at the Arudj Cathedral, Armenia.....</b>	<b>830</b>
<i>S. Tonna, M. Cucchi and C. Tedeschi</i>	
<b>The State and Condition of Historical Buildings Located on Partisan Hill in Wroclaw .....</b>	<b>842</b>
<i>A. Hola, J. Hola, L. Sadowski and J. Szymanowski</i>	
<b>Towards a Methodology for Use of Sonic and Ultrasonic Tests in Earthen Materials .....</b>	<b>852</b>
<i>R. Martini, J.D. Rodriguez-Mariscal, J. Carvalho, M. Solís and H. Varum</i>	
<b>Using the Ultrasonic Tomography Method to Study the Condition of Wooden Beams from Historical Building .....</b>	<b>863</b>
<i>M. Zielińska and M. Rucka</i>	
<b>Interdisciplinary projects and case studies</b>	
<b>A Preliminary Structural Survey of Heritage Timber Log Houses in Tonsberg, Norway .....</b>	<b>873</b>
<i>A. Shabani, H. Hosamo, V. Plevris and M. Kioumarsis</i>	
<b>A Protected Landmark Monument: Reinforcement, Rehabilitation, and Restoration of the Cathedral Basilica of Manizales .....</b>	<b>885</b>
<i>O. D. Cardona and S. D. Prieto</i>	
<b>Adaptation of a Mid-Nineteenth Century Representative University Building to Office Functions .....</b>	<b>897</b>
<i>J. Szolomicki, M. Minch, G. Dmochowski and P. Berkowski</i>	
<b>An Interdisciplinary Approach for the Experimental Assessments of the Seismic Safety of Artworks.....</b>	<b>909</b>
<i>A. Di Martino, G. Cocuzza Avellino, E. Paterno, F. Cannizzaro, I. Calì, G. Gianfriddo, R. Valenti and N. Impollonia</i>	

<b>Application of Geophysical Prospecting Methods for Soil Structure Characterization of the Cathedral of Santo Domingo, Dominican Republic</b> .....	921
<i>J. Pérez-Cuevas, V. Flores-Sasso, E. Prieto-Vicioso, L. Ruiz-Valero and S. Sandoval</i>	
<b>Assessment of Tunneling Induced Damage on Historical Constructions Through a Fully Coupled Structural and Geotechnical Approach</b> .....	933
<i>A. Amorosi, M. Sangirardi, G. De Felice and S. Rampello</i>	
<b>Automated Model Updating of a Masonry Historical Church Based on Operational Modal Analysis: the Case Study of San Giovanni in Macerata</b> .....	943
<i>S. Santini, C. Baggio, E. Da Gai, V. Sabbatini and C. Sebastiani</i>	
<b>Betang, a Traditional House of the Dayak Ngaju in Borneo Its Space Related to Structure</b> .....	954
<i>M. Guntur and K. R. Kurniawan</i>	
<b>Claudius Aqueduct in Rome - Kinematic Analyses and Empirical Experiences for the Definition of Structural Restoration Interventions</b> ....	966
<i>F. De Cesaris</i>	
<b>Comparison on Methodologies and Intervention for two Masonry Churches Affected after the 2017 Earthquake in Mexico</b> .....	978
<i>M. Esponda and J. Cooke</i>	
<b>Conservation Beyond Consolidation for Prehistoric Monuments: Finding Narratives from Archaeology to Architecture for Scottish Brochs</b> .....	990
<i>C. Liu and D. Theodossopoulos</i>	
<b>Constructive Analysis and Modelling of a Single Nave Church: a Proposal for S. Sebastiano (EN, Italy)</b> .....	1002
<i>A. Lo Faro, V. Cusmano, B. Pantò and F. Cannizzaro</i>	
<b>Cultural Heritage Exposed to Natural Hazards: the Case Study of the Convent of San Domenico in Maiori</b> .....	1014
<i>R. Landolfo, C. Tarantino, F. Portioli and L. Cascini</i>	
<b>Design of Protective Structures for Active Archeological Sites</b> .....	1026
<i>M. Petrović, I.D. Ilić, N.M. Džombić and N.D. Šekularac</i>	
<b>Determining Qualities of Photogrammetric Models for the Use of Monitoring Movements in Stone Candis in Central Java</b> .....	1038
<i>D. Grandits, L. Stampfer, E. Kodzoman, A. Setyastuti and U. Herbig</i>	
<b>Diagnosis of an Unusual Structural Instability: the Case Study of the Cathedral of San Lorenzo in Viterbo</b> .....	1050
<i>M. Candela, M. Eichberg and C. Tarantino</i>	
<b>Documentation and Structural Appraisal of the Medieval Manor of Potamia, Cyprus: an Interdisciplinary Approach</b> .....	1062
<i>R. Illampas, D. Myrianthefs, D. Nicolaou, V. Lysandrou, M. Philokyprou, G. Papasavvas and I. Ioannou</i>	



<b>Effect of Slow-Moving Landslides on Churches in the Liguria Region: a Geotechnical Approach</b> .....	1074
<i>L. Cambiaggi, C. Ferrero, R. Berardi, C. Calderini and R. Vecchiattini</i>	
<b>From Reality to Point Clouds. Survey and Analysis of Sant Miquel Church of Batea (Spain)</b> .....	1086
<i>A. Costa-Jover, D. Moreno Garcia, S. Coll Pla and J. Lluís i Ginovart</i>	
<b>Historical Analysis and In-Situ Inspections of a Cultural Heritage Masonry Building</b> .....	1097
<i>A. De Angelis, F. Santamato, G. Maddaloni, L. De Filippis and M.R. Pecce</i>	
<b>Identification and Assessment of the Seismic Behaviour of Giotto's Bell Tower in Florence (Italy)</b> .....	1109
<i>P. Spinelli and M. Betti</i>	
<b>Interdisciplinary Assessment, Analysis and Diagnosis of a Historic Timber Roof Structure From the 20th Century</b> .....	1122
<i>B. Isopescu, A. Keller, V. Stoian and M. Mosoarca</i>	
<b>Non-Destructive Techniques in the Consolidation Works of the Church of S.M. of Itria in Piazza Armerina (Italy)</b> .....	1133
<i>T. Basirico, S. Campione and A. Cottone</i>	
<b>Nonlinear Structural Analysis of the Elliptical Dome of the Church in the Universidad Laboral, Gijon, Spain</b> .....	1145
<i>J.J. Coz-Diaz, A. Lozano Martinez-Luengas, M. Alonso-Martinez, M.P. Garcia-Cuetos and F.P. Alvarez-Rabanal</i>	
<b>Parameter Evaluation in Historical Construction: From Sensitivity Analysis to the Test Planning</b> .....	1158
<i>A. Cali, P. Dias De Moraes and A. Do Valle</i>	
<b>Preliminary Structural Analysis of the Western Curtain Wall of Elmina Castle, Elmina, Ghana</b> .....	1170
<i>M.N. Dos Santos, S.A. Abelezele, K.A. Korslund, R.T. Cecil, S. Tezcan and R. Perucchio</i>	
<b>Preserving Historic Bearing Structures by Prudent Integration in New Structures</b> .....	1183
<i>M. Mosoarca, V. Stoian, M. Florea, M. Niculescu and M. Palade</i>	
<b>Reconstructing the Indoor Climate of Historic Buildings</b> .....	1194
<i>W. Stumpf</i>	
<b>Renovation of 16th Century Salt House Roof (Lubań, Lower Silesia, Poland) - Case Study</b> .....	1206
<i>K. Alykow and M. Napiórkowska-Alykow</i>	
<b>Research on Architectural Form and Structural Performance of the Brick-Vault Hall Heritage in China. A case study of Yongzuo Temple</b> .....	1214
<i>Q. Chun, Y. Lin and C. Zhang</i>	
<b>Restoration Authenticity or Reality - A Case Study</b> .....	1222
<i>D. Biggs</i>	

<b>Restoration of the Queen Victoria Market Sheds E-F and J-M, Melbourne, Australia</b> .....	1232
<i>J. Hettinga</i>	
<b>Seismic Vulnerability Assessment of a 17th Century Colonial Adobe Church in the Central Valley of Chile</b> .....	1244
<i>N.C. Palazzi, G. Misseri, L. Rovero and J.C. De La Llera</i>	
<b>Slow-Moving Landslide Damage Assessment of Historic Masonry Churches: some Case-Studies in Italy</b> .....	1256
<i>C. Ferrero, L. Cambiaggi, A. Fenialdi, P. Roca, R. Vecchiattini and C. Calderini</i>	
<b>Soil Settlement and Uplift Damage to Architectural Heritage Structures in Belgium: Country-Scale Results from an InSAR-Based Analysis</b> .....	1268
<i>A. Drougkas, E. Verstryngge, K. Van Balen, M. Shimoni, T. Croonenborghs, R. Hayen, P. Y. Declercq and J. Walstra</i>	
<b>Standard Gravity and Wind Load Analysis on 103-years old Unreinforced Masonry Building</b> .....	1279
<i>A. Kumar and K. Pallav</i>	
<b>Static Analysis of a Masonry Arched and Buttressed Retaining Wall</b> .....	1291
<i>D.. Dogu, C. Molins and N. Makoond</i>	
<b>Static and Dynamic Load Test of Libeň Bridge Over Vltava River in Prague and Concept of Repair</b> .....	1303
<i>P. Tej, J. Mourek and M. Blank</i>	
<b>Structural Assessment of Cultural Heritage Buildings Using HBIM and Vibration-Based System Identification</b> .....	1315
<i>A. Cali, A. Saisi and C. Gentile</i>	
<b>Study on Causative Agents of Damage in the Costa Rican Caribbean Architecture from a Multidisciplinary Perspective</b> .....	1326
<i>K. García-Baltodano, D. Porras-Alfaro and I. Hernández-Salazar</i>	
<b>Studying a Masonry Sail Vault by Antonio da Sangallo the Elder in the Fortezza Vecchia in Livorno</b> .....	1338
<i>F. Barsi, D. Aita, R. Barsotti, D. Ulivieri and S. Bennati</i>	
<b>The Bridge Over the Adda River in Brivio: History, Full-Scale Testing and FE Modelling</b> .....	1346
<i>G. Zonno and C. Gentile</i>	
<b>The Column-Less Stair at Loretto Chapel in Santa Fe, New Mexico: Strength Analysis</b> .....	1358
<i>A. Sumali</i>	
<b>The Dar al Consul Complex in Jerusalem: Improving the Living Conditions and the Structural Capacity</b> .....	1369
<i>F. Casarin, L. Di Marco, M. Mocellini, R. Sidawi, P. Dahabreh and A.K. Taweel</i>	

<b>The Evangelical Church of Peace in Swidnica, Poland. Several Comments on its Wooden Construction and Building Technology in the Middle of the 17th Century</b> .....	1381
<i>U. Schaaf</i>	
<b>The Influence of Civil Works on Heritage Architecture, El Vergel, Cuenca - Ecuador</b> .....	1393
<i>G. Barsallo, F. Cardoso, E. Sinchi, T. Rodas and M.C Achig</i>	
<b>The Modern Impossibility of Making Art like That of the Past. Intervention Proposal for the Temple of San Juan Bautista, Tochimilico, Puebla, Mexico</b> .....	1402
<i>E. Vera</i>	
<b>The Plaster Ceilings of Buckingham Palace and Windsor Castle: Their Construction, Condition and Conservation</b> .....	1409
<i>S. Brookes, K. Clark, R. Frostick, R. Ireland and L. Randall</i>	
<b>The Restoration Interventions of “Forte Marghera” in Venice</b> .....	1421
<i>F. Casarin, R. Cianchetti, T. Dalla Via, M. Meggiato and M. Mocellini</i>	
<b>The Restoration of the Medieval Walls of San Ginesio: a Dedicated Study for the Conservation, Repair and Enhancement of an Important Military Fortification</b> .....	1433
<i>M. Saracco, F. Mariano, A.A. Giuliano, L. Petetta and F. Piccinini</i>	
<b>The Reuse of Housing Buildings in Barcelona. The Versatility of Old Constructive Structures</b> .....	1445
<i>M. M`aria and X. Monteys</i>	
<b>The Use of a Building Information Model to Support Seismic Analysis: Application to the National Palace of Sintra, Portuga</b> .....	1457
<i>M. Ponte, R. Bento, R. Machete , M. Godinho, A. B. Gonalves and A. P. Falco</i>	
<b>Thermal Behavior Assessment of Two Types of Roofs of the Dominican Vernacular Housing</b> .....	1470
<i>E. Prieto-Vicioso, L. Ruiz-Valero and V. Flores-Sasso</i>	
<b>To Reach the Light: The Monumental Byzantine Stairs of Caesarea, a Conservation and Restoration Project</b> .....	1478
<i>N. Maklada, S. Hadid, D. Abuhatsira, P. Gendelman, Y. Oz and D. Siboni</i>	
<b>Typological Characterization of Ancient Town Walls for Disaster Prevention and Mitigation. The MO.M.U. Project</b> .....	1490
<i>A. De Falco, F. Giuliani, D. Ladiana, L. Rjolli, D. Bordo, F. Gaglio and M. Di Sivo</i>	
<b>Vulnerability Assessment of Italian Rationalist Architecture: Two Case Studies</b> .....	1502
<i>P. Bernardi, R. Cerioni, E. Coisson and E. Michelini</i>	

## Management of heritage structures and conservation strategies

<b>British Colonial Era's Religious Built Heritage in Yorubaland, Nigeria: Key Conservation Problematics and the State of Know-How .....</b>	1514
<i>R. Sabri and O.A. Olagoke</i>	
<b>Conservation of Architectural Complex of Manguinhos, in Rio de Janeiro, Brazil .....</b>	1523
<i>B. Oliveira</i>	
<b>Dacian Fortresses in Orastie Mountains: Management of Heritage Structures .....</b>	1535
<i>G. Paşcu, A. Keller and C. Bocan</i>	
<b>Design Criteria and Procedures for Archaeological Shelters: Towards Flexibility Thanks to Algorithmic Modelling .....</b>	1547
<i>L. Sbrogiò, A. Basso, P. Borin, M.R. Valluzzi and A. Giordano</i>	
<b>Digitization of Cultural Heritage Buildings for Preventive Conservation Purposes .....</b>	1559
<i>M.G. Masciotta, L.J. Sánchez-Aparicio, S. Bishara, D.V. Oliveira, D. González-Aguilera and J. García-Alvarez</i>	
<b>Fill-in-Glass Restoration: Exploring Issues of Compatibility for the Case of Schaesberg Castle .....</b>	1571
<i>L. Barou, F. Oikonomopoulou, T. Bristogianni, F.A. Veer and R. Nijssse</i>	
<b>Integrated Conservation Strategies in the Netherlands .....</b>	1583
<i>S. Naldini, R. Van Hees and E. Van der Grijp</i>	
<b>Modern Consolidation Methods for Catholic Church in Baroque Style from Arad Fortress, Romania .....</b>	1594
<i>A.C. Ion and M. Mosoarca</i>	
<b>Preventive Conservation for Built Heritage. Analysis of Different Models Around Europe .....</b>	1606
<i>D. Stabrauskaite</i>	
<b>Structural Typification of Heritage Buildings Using Modern Technologies for Digital Management and Visualization: Preliminary Applications in Southern Peru .....</b>	1618
<i>S. Huaranga, P. Pórcel, C. Yaya, B. Castañeda and R. Aguilar</i>	
<b>The Iscarsah Guidelines on the Analysis, Conservation and Structural Restoration of Architectural Heritage .....</b>	1629
<i>P. Roca</i>	
<b>Towards a Digital Architectural Heritage Knowledge Management Platform: Producing the HBIM Model of Bait al Naboodah in Sharjah, UAE .....</b>	1641
<i>R. Sabri, S.B. Abdalla and M. Rashid</i>	

<b>Unreinforced Masonry Structures' Seismic Improvement with F.R.C.M.: the Experience of the Vanvitellian Palazzo Murena of Perugia .....</b>	<b>1651</b>
<i>R. Liberotti, F. Cluni and V. Gusella</i>	
<b>Using Information Technologies for Bridge Management in Mexico's Royal Roads Built Between XVI and XVIII Century .....</b>	<b>1663</b>
<i>A. Torres-Acosta, J. Bustamanta-Altamirano and A. Esparza-Carrillo</i>	
<b>Numerical modeling and structural analysis</b>	
<b>3D FE Modeling of Multi-Span Stone Masonry Arch Bridges for the Assessment of Load Carrying Capacity: the Case of Justinian's Bridge....</b>	<b>1675</b>
<i>V. G. Mentese and O. C. Celik</i>	
<b>A Comparison Between Traditional and Modern Approaches for the Structural Modelling of Brick Masonry Barrel Vaults .....</b>	<b>1687</b>
<i>E. Coisson, D. Ferretti and F. Pagliari</i>	
<b>A Constitutive Model for Rubble Masonry Allowing for Spread Micro-Cracks and Localized Macro-Cracks.....</b>	<b>1699</b>
<i>M. Scamardo, A. Franchi and P.G. Crespi</i>	
<b>A Machine Learning Model for the Determination of Macro-Scale Masonry Properties based on a Virtual Laboratory at Micro-Scale.....</b>	<b>1712</b>
<i>P. Kalkbrenner, L. Pelà and R. Rossi</i>	
<b>A Macroscale Modelling Approach for Nonlinear Analysis of Masonry Arch Bridges.....</b>	<b>1724</b>
<i>B. Pantò, C. Chisari, L. Macorini and B.A. Izzuddin</i>	
<b>A Method for the Structural Analysis and Design of Arched Reinforced Masonry and/or Concrete Structures .....</b>	<b>1736</b>
<i>D. López López, P. Roca, A. Liew, T. Van Mele and P. Block</i>	
<b>A Novel Non-Linear Discrete Homogenization Approach for the Analysis of Double Curvature Masonry Structures.....</b>	<b>1746</b>
<i>J. Scacco, G. Milani and P.B. Lourenço</i>	
<b>A Simple and Effective Rigid Beam Model for Studying the Dynamic Behaviour of Freestanding Columns .....</b>	<b>1755</b>
<i>D. Baraldi, G. Milani and V. Sarhosis</i>	
<b>A Simplified Modelling Approach for the Practical Engineering Assessment of Unreinforced Masonry Structures Using Layered Shell Elements.....</b>	<b>1766</b>
<i>A. Hassanieh, M. Gharib and M. King</i>	
<b>Adaptative Pushover Analyses of a Heritage Structure: Application to a Multi-Tiered Pagoda Temple .....</b>	<b>1778</b>
<i>Y. Endo, Y. Kondo and G. Iwanami</i>	
<b>Advanced Tools for Fast Micro-Modelling of Masonry Structures.....</b>	<b>1789</b>
<i>M. Petracca, C. Marano, G. Camata, E. Spacone and L. Pelà</i>	

<b>Analysis and Assessment of Swedish Vaulted Masonry Structures Using Funicular Methods</b> .....	1799
<i>C. Thelin and F. Höst</i>	
<b>Applicability of FEM and Pushover Analysis to Simulate the Shaking-Table Response of a Masonry Building Model with Timber Diaphragms</b> .....	1811
<i>M.P. Ciocchi, R. Marques and P.B. Lourenço</i>	
<b>Assemblability Constraints in the Limit Analysis of 3D Masonry Interlocking Blocks</b> .....	1822
<i>E. Mousavian and C. Casapulla</i>	
<b>Assessment of Structural Damage and Evolution in Time in Historical Constructions Using Numerical Models: the Case of the Church of Saint Bassiano in Pizzighettone, Cremona</b> .....	1834
<i>G. Angjeliu, G. Cardani and D. Coronelli</i>	
<b>Calibration of a FEM Model with Complex Geometry: the Case Study of Santa Maria Maddalena Church in Ischia, Italy</b> .....	1846
<i>B. Di Napoli, M.P. Ciocchi, T. Celano, P.B. Lourenço and C. Casapulla</i>	
<b>Collaborative Use of DEM and FEM for Brick Joint Splitting in Strong Earthquake Ground Motion</b> .....	1859
<i>T. Maeda, H. Tanaka, M. Shirahashi and B. Higashizawa</i>	
<b>Combined Shear-Flexural Verification of in Plane Loaded Reinforced and Unreinforced Masonry Walls</b> .....	1871
<i>A. Benedetti, M. Tarozzi and L. Benedetti</i>	
<b>COMPAS Masonry: A Computational Framework for Practical Assessment of Unreinforced Masonry Structures</b> .....	1882
<i>A. Iannuzzo, A. Dell'Endice, R. Maia Avelino, G.T.C. Kao, T. Van Mele and P. Block</i>	
<b>Correlation Studies for the In-Plane Analysis of Masonry Walls Based on Macroscopic FE Models with Damage</b> .....	1893
<i>M. Nocera, L.C. Silva, D. Addessi and P.B. Lourenço</i>	
<b>Development of a Neural Network Embedding for Quantifying Crack Pattern Similarity in Masonry Structures</b> .....	1905
<i>A. Rózsás, A. Slobbe, W. Huizinga, M. Kruithof and G. Giardina</i>	
<b>Discrete Element Modelling of Single-Nave Churches Damaged after the 2009 Earthquake in l'Aquila, Italy</b> .....	1917
<i>F. Gobbin, R. Fugger and G. De Felice</i>	
<b>Equivalent Frame Method Combining Flexural and Shear Responses of Masonry Buildings</b> .....	1928
<i>C. Marano, M. Petracca, G. Camata and E. Spacone</i>	
<b>Estimation of the Clamping Force of Riveted Assemblies Through a Thermomechanical Modelling. Influence of Clearance and Thickness of the Connection</b> .....	1940
<i>P.-J. Tisserand, S. Sire and M. Ragueneau</i>	

<b>Excess Capacity in Historic American Reinforced Concrete Floors .....</b>	<b>1947</b>
<i>D. Friedman</i>	
<b>Experimental Data for the Calibration of a Non-Linear Numerical Model for Describing the Response of Masonry Constructions under Cyclic Loading .....</b>	<b>1959</b>
<i>A. Castellano, A. Fraddosio, M.D. Piccioni, E. Ricci and E. Sacco</i>	
<b>Fast Seismic Vulnerability Evaluation of Historical Masonry Aggregates through Local Analyses: an Adaptive NURBS-based Limit Analysis Approach .....</b>	<b>1971</b>
<i>N. Grillanda, M. Valente, G. Milani, F. Formigoni, A. Chiozzi and A. Tralli</i>	
<b>General Thrust Surface of the Masonry Domes .....</b>	<b>1984</b>
<i>I. Sajtós, O. Gáspár and A. Sipos</i>	
<b>Geometric and Structural Information for the Analysis of Historical Domes: The Case of the SS. Trinità Church in Torino .....</b>	<b>1996</b>
<i>G. De Lucia and R. Ceravolo</i>	
<b>In-plane Behaviour of an Iron-Framed Masonry Façade: Comparison between Different Modelling Strategies.....</b>	<b>2007</b>
<i>T. Celano, L. Argiento, B. Pantò, F. Ceroni, C. Casapulla, I. Calì and P.B. Lourenço</i>	
<b>Influence of Settlements and Geometrical Imperfections on the Internal Stress State of Masonry Structures .....</b>	<b>2019</b>
<i>A. Dell'Endice, A. Iannuzzo, T. Van Mele and P. Block</i>	
<b>Influence of Temperature on the Structural Behaviour of Masonry Buildings .....</b>	<b>2031</b>
<i>M. Girardi, C. Padovani and D. Pellegrini</i>	
<b>Influence of the Spatial Variability of Joints Characteristics on the Elastic Properties of Masonry .....</b>	<b>2043</b>
<i>M.L. De Bellis, V. Sepe and M. Vasta</i>	
<b>Inspection, Diagnosis and Modelling of Azurara Church in the North of Portugal.....</b>	<b>2054</b>
<i>E.A. Chaves Moreno, E.T. Key, A. Uplekar, O. Pino, G. Vasconcelos, J. Ortega and E. Poletti</i>	
<b>Investigation of the Response of a Masonry Arch Railway Bridge using Membrane Equilibrium Analysis.....</b>	<b>2066</b>
<i>C. Olivieri, S.H. Cocking, M. Angelillo and M.J. DeJong</i>	
<b>Investigation on the Seismic Response of a Large Monumental Complex .....</b>	<b>2076</b>
<i>S. Caprili, I. Puncello and P. Roca</i>	
<b>Lower-Bound Limit Analysis of Masonry Arches with Multiple Failure Sections .....</b>	<b>2088</b>
<i>N.A. Nodargi and P. Bisegna</i>	

<b>Minimum Thickness and Collapse Conditions of the Irregular Masonry Arch Subject to its Own Weight .....</b>	<b>2100</b>
<i>N. Cavalagli, V. Gusella and R. Liberotti</i>	
<b>Neomudejar Architecture and Analysis of Local Stresses of Masonry Structures: The Escuelas Aguirre Case Study .....</b>	<b>2112</b>
<i>J. García-Muñoz, D. Mencías-Carrizosa and F. Magdalena-Layos</i>	
<b>New Strategies to Assess the Safety of Unreinforced Masonry Structures Using Thrust Network Analysis .....</b>	<b>2124</b>
<i>R. Maia Avelino, A. Iannuzzo, T. Van Mele and P. Block</i>	
<b>Nonlinear Behaviour of Two-Whyte Stone Walls .....</b>	<b>2136</b>
<i>B. Dinç-Şengönül, Y.M. Hothot, B. Doran, N. Yüzer, S. Ulukaya and D. Oktay</i>	
<b>Novel Constitutive Modelling Approach for Shape Memory Alloys Vibration Control Devices .....</b>	<b>2146</b>
<i>K. Wasilewski and A. Zbiciak</i>	
<b>Numerical Analysis of Historical Reinforced Concrete Shell.....</b>	<b>2156</b>
<i>P. Kněž, P. Tej and J. Kolísko</i>	
<b>Numerical Development of a Strengthened Wall-to-Diaphragm Seismic Connection: Calibration and Application on a Building Prototype.....</b>	<b>2168</b>
<i>F. Solarino, D.V. Oliveira and L. Giresini</i>	
<b>Numerical Modelling of the Seismic Performance of Romanian Traditional Timber-Framed Buildings.....</b>	<b>2181</b>
<i>F. Parisse, E. Poletti, A. Dutu and H. Rodrigues</i>	
<b>Numerical Simulation of Traditional Timber-Masonry Buildings Subjected to Lateral Loads .....</b>	<b>2194</b>
<i>B. Jimenez and L. Pelà</i>	
<b>Numerical Study of Out-of-Plane Behaviour of Timber Retrofitted Masonry Prisms .....</b>	<b>2206</b>
<i>J. A. Dauda, L.C. Silva, P.B. Lourenço and O. Iuorio</i>	
<b>Numerical Study of Pier-Wall Connections in Typical Dutch URM Buildings .....</b>	<b>2217</b>
<i>D. Fusco, F. Messali, J.G. Rots, D. Addessi and S. Pampanin</i>	
<b>Safe Estimation of Minimum Thickness of Circular Masonry Arches Considering Stereotomy and Different Rotational Failure Modes.....</b>	<b>2229</b>
<i>O. Gáspár, I. Sajtos and A. A. Sipos</i>	
<b>Safety Assessment of Historic Masonry Structures by Limit Analysis and Deterministic Partial Safety Factors .....</b>	<b>2240</b>
<i>F. Magdalena, A. Aznar, J. Antuna and J.I. Hernando</i>	
<b>Seismic Assessment of Masonry Towers: The Case of Castellum Aquae System in Pompeii .....</b>	<b>2251</b>
<i>M. Salvalaggio, V. Sabbatini, F. Lorenzoni, M.R. Valluzzi and H. Wenliuhan</i>	



<b>Seismic Behaviour Analysis of Diaphragm Arches: Case Studies from Catalan Gothic Churches</b> .....	2262
<i>D. Cacace, V. Corlito, M. Zizi, G. De Matteis and P. Roca</i>	
<b>Sensitivity Analysis in the Rehabilitation of Historic Timber Structures on the Examples of Greek Catholic Churches in Polish Subcarpathia</b> .....	2274
<i>K. Szepietowska and I. Lubowiecka</i>	
<b>Simplex Algorithm for 3D Limit Analysis of Roman Groin Vaults</b> .....	2282
<i>C. Baggio and S. Santini</i>	
<b>Simulation of the Out-of-Plane Behaviour of URM Walls by Means of Discrete Macro-Element Method</b> .....	2294
<i>C. Chácaras, B. Pantò, F. Cannizzaro, D. Rapicavoli, I. Calìo and P.B. Lourenço</i>	
<b>Stochastic Micro-Modelling of Historic Masonry</b> .....	2306
<i>J. Adamek and P. Kabele</i>	
<b>Structural Analysis of Historical Constructions by Graphic Methodologies based on Funicular and Projective Geometry</b> .....	2318
<i>J. Suárez, T. Boothby and J. A. González</i>	
<b>Structural Assessment of the Seismic Behavior of the Dome of the Taj Mahal</b> .....	2330
<i>S. Rihal, B. Koh, A. Mehrotra and J. Edmisten</i>	
<b>Structural Evaluation of Typical Historical Masonry Vaults of Cagliari: Sensitivity to Bricks Arrangements</b> .....	2342
<i>A. Cazzani, N. Grillanda, G. Milani, V. Pintus and E. Reccia</i>	
<b>Structural Modelling and Numerical Analysis of the Palace of Sports of Mexico City</b> .....	2354
<i>H. Badillo-Almaraz, A. Orduña, S.G. De La Rosa, G.A. González and G.M. Roeder</i>	
<b>Structural Performance Evaluation of Column-Nuki Connection in Traditional Japanese Wooden Buildings</b> .....	2366
<i>S. Murai and M. Miyamoto</i>	
<b>Study on Rigid Homogenization Method and Model of Masonry under Different Bricklaying Methods Based on Regular Tessellation Theory</b> .....	2378
<i>Y. Chunxia, C. Shu, L. Chenyi and Z. Nan</i>	
<b>Study on Seismic Performance Evaluation of Modern Wooden School Buildings in Japan</b> .....	2390
<i>M. Miyamoto</i>	
<b>The Influence of the Passive Earth Pressure and other Factors on the Stability of the Underground Masonry Vaults of the Paris Metro</b> .....	2400
<i>O. Moreno Regan, E. Bourgeois, J. F. Douroux and A. Desbordes</i>	

<b>The Safety of Masonry Arches Subject to Vertical and Horizontal Forces. A Numerical Method Based on the Thrust Line Closest to the Geometrical Axis</b> .....	2413
<i>S. Galassi and G. Tempesta</i>	
<b>The Unbuilt Musmeci Parabolic Cross Vault Reinvented as a Dry-Masonry Structure</b> .....	2425
<i>C. Intrigila, N.A. Nodargi and P. Bisegna</i>	
<b>Repair and strengthening strategies and techniques</b>	
<b>A New Method for Assessing Compatibility of Consolidation Procedures with Conservation Principles: Intervention Quality Index (IQI)</b> .....	2439
<i>N.C. Palazzi, G. Misseri, C. Sandoval, U. Tonietti, J.C. De La Llera and L. Rovero</i>	
<b>Characterization of FRCM- and FRP-Masonry Bond Behavior</b> .....	2451
<i>C. Gentilini, C. Carloni, R. Santoro and E. Franzoni</i>	
<b>Cost-Effective Implementation of Nitinol to Improve the Seismic Performance of an Unreinforced Masonry Building</b> .....	2458
<i>T.F. Paret and J.M. Rautenberg</i>	
<b>Cyclic Tests on Masonry Vaults Strengthened Through Composite Reinforced Mortar</b> .....	2470
<i>N. Gattesco and I. Boem</i>	
<b>Evaluation of Performance of Matured Hydraulic Grouts: Strength Development, Microstructural Characteristics and Durability Issues</b> .....	2480
<i>A. Miltiadou-Fezans, M Delagrammatikas, A. Kalagri and P. Vassiliou</i>	
<b>Experimental and Numerical Analyses on Sandstone Elements Obtained by 3D Printing</b> .....	2492
<i>C. Scuro, S. Tiberti, S. Porzio, R.S. Olivito and G. Milani</i>	
<b>Experimental and Numerical Analysis of a FRCM Reinforced Parabolic Tuff Barrel Vault</b> .....	2504
<i>A. Castellano, J. Scacco, A. Fraddosio, G. Milani and M.D. Piccioni</i>	
<b>Experimental Assessment of Cyclic Shear Response of Brick Masonry Walls Retrofitted with TRM</b> .....	2516
<i>L. Garcia-Ramonda, L. Pelà, P. Roca and G. Camata</i>	
<b>Experimental Investigation of the Bond between Glass Textile Reinforced Mortar (GTRM) and Masonry Substrate: the Effect of Textile Impregnation</b> .....	2528
<i>P.D. Askouni and C.G. Papanicolaou</i>	
<b>Experimental Study on the Shear Behavior of FRCM Strengthened Masonry Panels</b> .....	2540
<i>F. Ferretti, A. Incerti and C. Mazzotti</i>	
<b>Experimental Tests on FRCM and FE Modelling for the Heritage Structure's Reuse</b> .....	2552
<i>R. Liberotti, N. Cavalagli and V. Gusella</i>	

<b>Fibre Reinforced Geopolymers as Inorganic Strengthening Composites for Masonry Structures .....</b>	<b>2564</b>
<i>E. Garbin, M. Panizza, S. Tamburini, M. Natali and G. Artioli</i>	
<b>Flexural Resistance of Masonry Wall Retrofitted with Timber Panels under Out-Of-Plane Loading .....</b>	<b>2576</b>
<i>O. Iuorio, J. A. Dauda and P.B. Lourenço</i>	
<b>From the Cure of the Simple Structural Analysis to the Control of the Final Technological Quality - The Conservation of "Santa Maria Degli Angeli Orphanage" in Castelgrande (Potenza, Italy) .....</b>	<b>2586</b>
<i>F.P.R. Marino, G. Auletta, F. Baldantoni, F.C. Ponzio and F. Lembo</i>	
<b>Historical Timber Structures in Adana-Tepebag Settlement and Consolidation Approach with Modern Timber Prefabricated Systems .....</b>	<b>2600</b>
<i>K. Apak</i>	
<b>Numerical Modelling of Masonry Arches Strengthened with SFRM .....</b>	<b>2612</b>
<i>S. Caddemi, I. Calì, F. Cannizzaro, D. Rapicavoli, N. Simoncello, P. Zampieri, J. Gonzalez-Libreros and C. Pellegrino</i>	
<b>Out-of-Plane Behaviour of Tuff and Brick Masonry Walls Strengthened with FRCM Composite Materials .....</b>	<b>2620</b>
<i>A. Bellini, A. Incerti, A. Nanni and C. Mazzotti</i>	
<b>Overview of the Mechanical Properties of Steel Reinforced Grout Systems for Structural Retrofitting .....</b>	<b>2632</b>
<i>F. Roscini, S. De Santis, P. Meriggi and G. De Felice</i>	
<b>Performance Assessment of Basalt FRCM for the Confinement of Clay Brick Masonry Cylinders .....</b>	<b>2642</b>
<i>J. D'Anna, G. Amato, J.F. Chen, G. Minafò and L. La Mendola</i>	
<b>Performance of Unreinforced Masonry Strengthened with Bed Joint Reinforced Repointing .....</b>	<b>2652</b>
<i>L. Licciardello, J.G. Rots and R. Esposito</i>	
<b>Reinforcement and Consolidation of Masonry Structures. Successful Cases Implemented: From the Study to the Execution Phase .....</b>	<b>2664</b>
<i>J. Dobon and M.A. Soria</i>	
<b>Repair Connection with Wooden Wedged Dowels: Preliminary Experimental Laboratory Tests and FEM Model for the Description of the Mechanical Behavior .....</b>	<b>2673</b>
<i>E. Perria, S. Siegert, X. Li and M. Sieder</i>	
<b>Stabilization and Consolidation of Historical Multi-Leaf Masonry .....</b>	<b>2687</b>
<i>J. Witzany, J. Brožovský, T. Čejka, J. Kubát and R. Zigler</i>	
<b>Static Test on Full Scale Rammed Earth Building with Mesh-Wrap Retrofitting Strategy .....</b>	<b>2696</b>
<i>K.C. Shrestha, T. Aoki, M. Miyamoto, N. Takahashi, J. Zhang, P. Wangmo, N. Yuasa, S. Shin, P. Pema and K. Tenzin</i>	

<b>Structural Restoration and Re-Use of the Historic Coal Mine Tower .....</b>	<b>2708</b>
<i>D. Andic, M. Horvat and J. Pojatina</i>	
<b>The CLT Panels in Structural Restoration: Characteristics and Technical Regulations .....</b>	<b>2718</b>
<i>G. Frunzio, L. Di Gennaro , L. Massaro and F. D'Angelo</i>	
<b>Treatment for Rising Damp and Natural Hydrodynamic Equilibrium in Masonry Walls.....</b>	<b>2729</b>
<i>J. Dobon and M.A. Soria</i>	
<b>TRM-Strengthened Timbrel Cross Vaults Subjected to Vertical Settlements .....</b>	<b>2737</b>
<i>P.A. Calderón, E. Bertolesi, M. Buitrago, J.J. Moragues and J.M. Adam</i>	
<b>Resilience of historic areas to climate change and hazard events</b>	
<b>A Framework for the Detailed Flood Vulnerability Modelling of Built Cultural Heritage .....</b>	<b>2746</b>
<i>R. Figueiredo, X. Romão and E. Paupério</i>	
<b>Assessing the Impact of Seismic Risk Mitigation at the Urban Scale on Community Resilience and Housing Recovery .....</b>	<b>2757</b>
<i>A. Basaglia, A. Aprile, E. Spacone and L. Pelà</i>	
<b>Fire Prevention in Ottoman and Habsburg Building Codes for Bosnia and their Application in Travnik.....</b>	<b>2768</b>
<i>C. Jaeger-Klein, A. Bajramovic and L. Stampfer</i>	
<b>Landslide Hazard Affecting Historical Buildings: Santa Scolastica Monastery in Subiaco .....</b>	<b>2780</b>
<i>M. Sangirardi, A. Amorosi and G. De Felice</i>	
<b>Post-Earthquake Reconstruction of the Historic City Center of l'Aquila: A Proposal Concerning the Rubble Transportation Problem .....</b>	<b>2790</b>
<i>S. Di Marco and M.A. Bragadin</i>	
<b>Post-Quake Small Italian Historical Centres: Urban Resilience between Rhetorics and Reality. The Case Study of Nocera Umbra after the 1997 Umbria-Marche Earthquakes .....</b>	<b>2802</b>
<i>E. Cianci, C. Fontana, G. Occhipinti and G. Romagnoli</i>	
<b>Preliminary Approach for a Prototype of Sustainable Antiseismic Dwelling in Nepal Based on the Historic Vernacular Tradition.....</b>	<b>2814</b>
<i>F. Vegas López-Manzanares, C. Mileto, W. Pisarra and F. Trizio</i>	
<b>Resilience and Vulnerability of Historical Centres: the Case of the District of Camerino in the Marche Region .....</b>	<b>2824</b>
<i>E. Petrucci, L. Barchetta and D. Lapucci</i>	
<b>Resilience of Historic Residential Areas Subjected to Natural Disasters.....</b>	<b>2836</b>
<i>M. Drdácý, R. Cacciotti and T. Drdácý</i>	

## Seismic analysis and retrofit

- An Integrated Modeling Approach that Combines Elastic Amplification and Rocking Analysis for Seismic Assessment of a Masonry Tower** ..... 2846  
*A. Mehrotra, A. Liew, P. Block and M.J. DeJong*
- Assessment of the Seismic Retrofitting of a Historical Masonry Mosque by means of Nonlinear Dynamic Analysis** ..... 2858  
*A. Aşıkoğlu, L.C. Silva, O. Avşar and P.B. Lourenço*
- Comparison of Two Different Approaches for the Seismic Evaluation of the Bonet Building of the National Palace of Sintra, Portugal**..... 2870  
*M. Ponte, M. Malcata and R. Bento*
- Damages Patterns in Historical Temples of Puebla, Morelos and Oaxaca after September 2017 Mexico Earthquakes** ..... 2882  
*M. Chávez, F. Peña, N. García and D. Durán*
- Design of Shake Table Tests of Multi-Leaf Masonry Walls Before and After Retrofitting** ..... 2894  
*S. De Santis, O. Al Shawa, G. De Canio, S. Forliti, D. Liberatore, P. Meriggi, I. Roselli, L. Sorrentino and G. De Felice*
- Effect of Historic Timber Roof Structures on the Structural Behaviour of Masonry Buildings during Seismic Events** ..... 2902  
*A.I. Keller and M. Mosoarca*
- Evolution of Lateral Design in the United States** ..... 2914  
*N.A. Hicks and E.P. Meade*
- Extrados Strengthening of Single-Leaf Vaults Against Seismic Actions** ..... 2926  
*S. Cominelli, C. Passoni, A. Marini, A. Belleri and E. Giuriani*
- Inadequate Cases of Intervention in Architectural Heritage Buildings in Mexico after the September 2017 Earthquakes**..... 2938  
*F. Peña and M. Chávez*
- Macroelement Numerical Simulation of the Seismic Response of a Timber-Retrofitted Masonry Pier**..... 2946  
*M. Miglietta, N. Damiani, S. Bracchi, G. Guerrini, F. Graziotti and A. Penna*
- Mechanical Characterization of Energy Dissipation Devices in Retrofit Solution of Reinforced Concrete Frames Coupled with Solid Wood Panels** ..... 2958  
*C. Tardo, F. Boggian, M. Hatletveit, E. Marino, G. Margani and R. Tomasi*
- Numerical Investigation of the Retrofitting Interventions of the San Benedetto Church Complex in Ferrara (Italy) from a Seismic Vulnerability Perspective** ..... 2970  
*R. Shehu*

<b>Numerical Investigations for Assessing the Seismic Performance of Multi-Tiered Nepalese Temples</b> .....	2981
<i>M. Pejatovic, V. Sarhosis and G. Milani</i>	
<b>Numerical Simulation on Seismic Performance of Retrofitted Masonry Wall in Historical Buildings Damaged in Earthquake</b> .....	2993
<i>B. Wu, J. Dai and W. Bai</i>	
<b>Repair and Retrofit of a Roman Bridge in Turkey</b> .....	3005
<i>H. Sesigur and M. Alaboz</i>	
<b>Seismic Assessment and Strengthening Interventions of Atop Single-Block Rocking Elements in Monumental Buildings: the Case Study of the San Felice sul Panaro Fortress</b> .....	3016
<i>S. Degli Abbatì, S. Cattari, S. Lagomarsino and D. Ottonelli</i>	
<b>Seismic Assessment of Dutch URM Buildings According to NPR9998:2018 Code with an Equivalent-Frame Approach</b> .....	3028
<i>S. Bracchi, F. Graziotti, F. Messali and A. Penna</i>	
<b>Seismic Assessment of Heritage Buildings in Bulgaria</b> .....	3040
<i>M.D. Traykova and A.V. Traykov</i>	
<b>Seismic Behaviour of La Merced Temple in Morelia, Mexico</b> .....	3052
<i>L. Mejia, G. Martinez, B. Olmos and J.M. Jara</i>	
<b>Seismic Damage Mechanisms for Churches and Damage Sequence: Considerations from a Case Study</b> .....	3065
<i>M.A. Parisi, Y. Anzilotti, G.I. Fuentes Rivera, G. Sferrazza Papa and S. Barbo</i>	
<b>Seismic Fragility Analyses of the Cabinet Stored Artefacts with and without Damping Method</b> .....	3077
<i>W. Bai, J. Dai and Y. Yang</i>	
<b>Seismic Performance Evaluation of Box-Shaped Wall Structures Built with Thick Earthen Walls</b> .....	3087
<i>H. Yokouchi and Y. Ohashi</i>	
<b>Seismic Performance of Masonry Cross Vaults through Shaking Table Testing on a Scaled Model</b> .....	3098
<i>N. Bianchini, N. Mendes, P. Candeias, M. Rossi, C. Calderini, P.B. Lourenço and A. Campos Costa</i>	
<b>Seismic Response of Hagia Sophia Church in Thessaloniki Including Soil-Foundation-Structure Interaction</b> .....	3109
<i>A. Chounta, C. Malakoudi, C. Petridis and D. Pitilakis</i>	
<b>Seismic Retrofitting of Historical Masonry Heritage Structures: A Case Study of an Adobe Masonry Building in Lima, Peru</b> .....	3121
<i>T. Martins, J. García, A. Ferrández, N. Tarque and J. Fernández</i>	
<b>Seismic Stability Analysis of Inca Earthen Walls</b> .....	3133
<i>A. Torres, M. Blondet and S. Santa Cruz</i>	

<b>Simplified Method for the Lateral Strengthening of Earthen Churches</b> ...	3145
<i>R. Enciso, M. Noel and R. Aguilar</i>	
<b>Structural Analysis of a Restored Byzantine Monastery: Effectiveness of the Interventions</b> .....	3156
<i>P. Condoleo and A. Taliercio</i>	
<b>Structural Assessment of the 13th Century Great Mosque and Hospital of Divrigi: A World Heritage Listed Structure</b> .....	3169
<i>C. Demir, O.F. Halici, A.N. Sanver, M. Comert, F. Kuran, N. Berlucchi, A. Hurata and A. Ilki</i>	
<b>The Floor Stiffness Effect on Vulnerability Assessments and Intervention Designs of Historic Buildings: the Case Study of the "Procuratie Vecchie" in Venice, Italy</b> .....	3181
<i>I. Rocca, L. Berto, S. Bellin, B.F. Dongmo, A. Saetta and R. Vitaliani</i>	
<b>Understanding Traditional Anti-Seismic Strategies Beyond Their Disappearance and Distortions: Yazd Qajar Architecture Case Study</b> .....	3193
<i>E. Crété, S. Yadav, N. Farahza, L. Arleo, M. Hajmirbaba, Y. Sieffert and P. Garnier</i>	
<b>Structural health monitoring</b>	
<b>Assessment and Monitoring of Historical Timber Construction: Available Tools to Support Decision-Making Processes</b> .....	3206
<i>M. Riggio</i>	
<b>Continuous Structural Monitoring of Adobe Buildings: Summary of a Three Years Experience in Peru</b> .....	3218
<i>G. Zonno, R. Aguilar, R. Boroschek and P.B. Lourenço</i>	
<b>Data Analysis Using ARX Models Applied to Static Structural Health Monitoring of the Monastery of Sant Cugat</b> .....	3228
<i>N. Makoond, L. Pelà, C. Molins and P. Roca</i>	
<b>Development of a Wireless Acceleration Measurement System</b> .....	3240
<i>T. Yamasaki, K. Ota, M. Miyamoto, Y. Amano, M. Okada and T. Kido</i>	
<b>Dynamic Identification of the So-Called Temple of Minerva Medica: Comparison of Different Instrumentations and Methods for Mutual Validation of the Results</b> .....	3252
<i>C. Baggio, V. Sabbatini, S. Santini, C. Sebastiani, V. Fioriti, I. Roselli, A. Colucci, F. Saitta and S. Forliti</i>	
<b>Health Monitoring Tests of Heritage Structures: Application of MEMS Accelerometers to Two Multi Tier Pagodas</b> .....	3264
<i>Y. Endo and Y. Niitsu</i>	
<b>Long-Term Structural Health Monitoring of the Fortezza Fortress: Application of Damage Detection Techniques on Existing Cracks</b> .....	3272
<i>M. Drygiannakis, G. Vlachakis and A. Tzigounaki</i>	

<b>Monitoring of Indoor Environmental Conditions of the Kvernes (Norway) Stave Church</b> .....	3284
<i>C. Bertolin, L. De Ferri and T.M. Olstad</i>	
<b>Multi-Modal Analysis of Vibration and Meteorological Data for Structures on the World Heritage Site “Battleship Island”</b> .....	3296
<i>N. Kurata, K. Takai, A. Tomioka, T. Daigo, S. Saruwatari and T. Hamamoto</i>	
<b>One-year Static Monitoring of the Milan Cathedral</b> .....	3305
<i>A. Saisi, A. Ruccolo and C. Gentile</i>	
<b>Proposal for a Time-Dependent Dynamic Identification Algorithm for Structural Health Monitoring</b> .....	3317
<i>M.F. Hormazábal, M.G. Masciotta and D.V. Oliveira</i>	
<b>Quantification of the Structural Response of Historical Constructions: Investigation of the Strain Variation at the Acropolis Circuit Wall</b> .....	3329
<i>E. Kapogianni, P. Psarropoulos and M. Sakellariou</i>	
<b>Real-Time Structural Monitoring of Bibi-Khanum in Samarkand (Uzbekistan) Combined with Subsequent Laser Scans</b> .....	3339
<i>S.M. Takhirov, I. Aripov and D. Matrasulov</i>	
<b>Structural Health Monitoring of a Historic Church: Theory and Practice of Diagnostic Approaches Used to Control Risks and Costs</b> .....	3349
<i>T. Morrison and S. Burrill</i>	
<b>Structural Health Monitoring of the Juma Mosque in Itchan Kala in Khiva (Uzbekistan): Laser Scanning Combined with Numerical Modelling</b> .....	3361
<i>S. Takhirov and B. Rakhmanov</i>	
<b>Structural Monitoring in the “Santa Maria de la Asunción” Cathedral of Chilpancingo, Guerrero, Mexico; through Topogeodesic-Photogrammetric Surveying and Ambient Vibration. A Methodological Proposal</b> .....	3371
<i>S. Sánchez Tizapa, R. Aurelio Felicito, R. Vázquez Jiménez, J. L. Carranza Bello and R. Arroyo Matus</i>	
<b>The Influence of External Climate on Church Internal Microclimate</b> .....	3381
<i>L. Balik, L. Kudrnacova and K. Nedvedova</i>	
<b>Vulnerability and risk analysis</b>	
<b>A Comparison Between Empirical Procedures for the Definition of Vulnerability Classes of Masonry Buildings: Application to Five Historical Centres Struck by 2016 Central Italy Earthquake</b> .....	3390
<i>Y. Saretta, L. Sbrogiò and M.R. Valluzzi</i>	
<b>A QGIS Plugin for the Seismic Vulnerability Assessment of Urban Centers: Application to the City of Popoli in Abruzzo (Italy)</b> .....	3402
<i>A. Gonzalez, A. Basaglia, E. Spacone and G. Brando</i>	



<b>Assessment of Seismic Fragility of Historical Buildings at the Urban Scale by Typological-Mechanical Approaches: the Case Study of Foggia</b> .....	3414
<i>V. Leggieri, S. Ruggieri and G. Uva</i>	
<b>Criteria for the Vulnerability Analysis of Structural Aggregates in Historical Centers</b> .....	3426
<i>S. Tonna, M. Boriani, M.C. Giambruno and C. Chesi</i>	
<b>Decision Support System for Vulnerability Assessment of Masonry Churches Including Architectural and Artistic Assets</b> .....	3438
<i>V. Sangiorgio, G. Uva and J.M. Adam</i>	
<b>Development of a Fire Damage Index for Immovable Cultural Heritage</b> .....	3450
<i>L.G. Salazar, E. Paupério and X. Romão</i>	
<b>Evaluation of Invasive Retrofitting Interventions on an Unreinforced Masonry Heritage Building</b> .....	3462
<i>A. Scupin, R. Vacareanu and F. Pavel</i>	
<b>Kinematic Approach for Seismic Vulnerability Assessment of Masonry Churches</b> .....	3474
<i>V. Corlito, G. De Matteis and P. Roca</i>	
<b>Managing Natural Disasters in Historic Areas: a Novel Holistic Seismic Risk Assessment Method Applied to a Relevant Case Study</b> .....	3486
<i>E. Quagliarini, G. Bernardini and M. Lucesoli</i>	
<b>Risk Assessment Methodologies to Safeguard Historic Urban Areas from the Effects of Climate Change</b> .....	3498
<i>L. Quesada-Ganuza, L. Garmendia, E. Rojí, I. Álvarez, E. Briz and M. Olazabal</i>	
<b>Risk Management and Built Heritage: Towards a Systematic Approach</b> .....	3510
<i>A. Konsta and S. Della Torre</i>	
<b>Seismic Damage Scenarios Induced by Site Effects of Masonry Clustered Buildings: a South Italy Case Study</b> .....	3522
<i>A. Formisano and N. Chieffo</i>	
<b>Seismic Vulnerability Assessment Method for Vernacular Architecture Considering Uncertainty</b> .....	3534
<i>J. Ortega, S. Saloustros and P. Roca</i>	
<b>Seismic Vulnerability Assessment Methodology for Historical Buildings with Cultural Value</b> .....	3546
<i>E. Onescu, I. Onescu and M. Mosoarca</i>	
<b>Seismic Vulnerability Assessment of a Historic Brick Masonry Building by Fragility Functions</b> .....	3558
<i>K. Demirlioglu and S. Soyoz</i>	

<b>Seismic Vulnerability Assessment of Representative Building Typologies from Barcelona’s Eixample District.....</b>	<b>3569</b>
<i>S. Dimovska, S. Saloustros, L. Pelà and P. Roca</i>	
<b>Seismic Vulnerability Assessment of Romanian Historical Building under Near-Source Earthquake.....</b>	<b>3581</b>
<i>N. Chieffo, M. Mosoarca, A. Formisano and P.B. Lourenço</i>	
<b>Seismic Vulnerability of Heritage Churches in Québec: the Néo-Roman Typology .....</b>	<b>3593</b>
<i>G. Sferrazza Papa, M-J. Nollet and M.A. Parisi</i>	
<b>Simplified Seismic Vulnerability Assessment of Medieval Masonry Churches .....</b>	<b>3605</b>
<i>V. Corlito, M. Zizi and G. De Matteis</i>	
<b>The Assessment and Reduction of Seismic Risk: Towards a System of Knowledge for Archaeological Pre-Existences .....</b>	<b>3617</b>
<i>E. Montenegro</i>	
<b>The Damage Survey of Cultural Built heritage Between Simplified Procedures and Needs for Implementation: the Case Study of Emilia-Romagna Cemeteries .....</b>	<b>3629</b>
<i>V. Vona and M. Zuppioli</i>	
<b>Typological Classification and Observed Damage Patterns of Masonry Churches After the 2016 Central Italy Earthquake.....</b>	<b>3641</b>
<i>G. Cianchino, C. De Matteis and G. Brando</i>	
<b>Vulnerability Assessment of Dwellings in the Historic Center of Cusco (Peru) .....</b>	<b>3652</b>
<i>G. Brando, G. Cocco, C. Mazzanti, M. Peruch, E. Spacone, C. Alfaro, K. Sovero and N. Tarque</i>	
<b>Vulnerability Assessment of Italian Unreinforced Masonry Churches Using Multi-Linear Regression Models .....</b>	<b>3661</b>
<i>A. Marotta, D. Liberatore and L. Sorrentino</i>	

## DESIGN OF PROTECTIVE STRUCTURES FOR ACTIVE ARCHEOLOGICAL SITES

MILICA D. PETROVIĆ\*, ISIDORA D. ILIĆ†, NEDA M. DŽOMBIĆ†, NENAD D.  
ŠEKULARAC†

<sup>1</sup> Faculty of Architecture  
University of Belgrade  
Bulevar kralja Aleksandra 73/II, 11000 Belgrade, Serbia  
email: [milica.petrovic@arh.bg.ac.rs](mailto:milica.petrovic@arh.bg.ac.rs)

<sup>2</sup> Faculty of Architecture  
University of Belgrade  
Bulevar kralja Aleksandra 73/II, 11000 Belgrade, Serbia  
email: [isidora@arh.bg.ac.rs](mailto:isidora@arh.bg.ac.rs)  
email: [neda.dzombic@arh.bg.ac.rs](mailto:neda.dzombic@arh.bg.ac.rs)  
email: [nenad.sekularac@arh.bg.ac.rs](mailto:nenad.sekularac@arh.bg.ac.rs)  
[www.arh.bg.ac.rs](http://www.arh.bg.ac.rs)

**Key words:** structural analysis, design methodology, protective structures, single layer structures

**Abstract.** *This paper presents a structural design methodology in order to find the best possible solution of protective structures for active archeological sites. Besides the typical demands for construction on these sites which arise from the typology and the level of protection of cultural heritage, active archeological sites require a structural solution with regard to time and direction of further excavation. The hypothesis is that modular spatial structures which are easily assembled or disassembled, and have the ability to be extended in one or more directions, are the most functional solution for these sites.*

*This paper shows the analysis of several types of spatial structures based on the requirements of active archeological sites. It explores the possibilities of structural systems derived from multiplication of one primary element of structure, their material and joints between elements. The most adequate assembly of the entire structure is supposed to be found in the interdependency of the load and the dimension of the element's cross-section, in a suitable geometric configuration. The focus of the analysis is on structures made of short-bearing elements which have the advantage of the efficiency of transport and assembling.*

*One of the design criteria for this methodology is that the structural system itself looks simple and elegant in order to complement the archeological site. This is shown in the paper through the analysis of patterns in which these structures are assembled. The aim is to correlate the position of the elements in the structural system, the dimensions of cross-section, and the lengths of the straight beams which form the spatial structure in order to find a simple, functional and economical solution for protective structures at active archeological sites.*

*The conclusion shows the advantages and disadvantages of the design methodology presented in the paper, as well as the discussion about the analyzed spatial structures. This type of methodology that systematizes various design criteria from different fields of research*

*engages the problem of design of protective structures for archeological sites and opens up new questions for further research.*

## **INTRODUCTION**

Structures and structural systems formed by multiplication of one primary element of structure are analyzed in this paper. The design of these structures is based on the idea to use short-bearing elements to achieve large spans. By the term long span we assume spans longer than 35 meters, and by short elements we assume beams shorter than 12 meters.

Types of structures presented in this paper were chosen because of their ability to be expanded in multiple directions based on the criteria for design of protective structures in active archeological sites. This paper aims to show the methodology for finding the best possible solution for protective structure that would “grow” together with the archeological site, since the exact time and space span for further excavations is unknown.

It is important to analyze how the joints between elements are made, and the way the elements are positioned within a structure, regardless of scale. Therefore, it is necessary to understand their geometry in order for the design configuration to be favorable to the structural elements. Single layer lattice structures in architecture are the subject of this research, while the theoretical framework is the geometric configuration of structural elements and its effect on structural capacity. The structure is supposed to be easy to assemble and disassemble, without the need for heavy mechanization.

The exploration of the relation among geometry and structural capacity is based on literature review, followed by a comparative analysis to evaluate the possible solutions. Evaluation is conducted using a finite element analysis (FEA) software. Research will show what are the primary structural elements, types of joints and ways of forming a given structure. After the analysis, the advantages of certain structural systems would be presented to help find the solution.

The aim of this research is to find the most efficient configuration of short-bearing structural elements, that could overcome large spans in order to achieve a simple, proportional and functional structure. The hypothesis is that mathematically consistent pattern would give the adequate geometric configuration of beams that helps in establishing higher efficiency of structure. By designing the minimum dimensions of structural elements, placed in an appropriate pattern, the structure could be perceived as a non-dominant spatial structure, thereby making the archeological site the primary focus of the observer.

## **ACTIVE ARCHEOLOGICAL SITES**

Archeological sites are places that, by their physical structure, bear witness to the past, or characteristics of the culture that was there.<sup>1</sup> Active archeological sites are characterized by an unknown direction and time course of the research. In this paper, the term active archeological sites will relate to those sites whose research is still ongoing, which is why it is necessary to enable the protection of already explored parts, as well as those whose research is ongoing. Most often, these archeological sites are large areas, and therefore require major interventions that involve phase development. In the localities explored so far, the emphasis is usually on the most attractive parts, whereby the view of the site as a whole is marginalized.

Due to its characteristics, it is necessary to find the right type of construction such that it meets all the set requirements. The protective structure should provide a minimum area of reliance, which means that the ideal case would be to have point supports, as well as the unobstructed movement of archeologists - researchers and visitors and the possibility of expansion in accordance with the dynamics of the research. Due to the phase research, and therefore the phase construction of the protective structure, the design of the structure should be conceptually modular, from individual segments that will form a single unique structure. This paper will outline possible types of modular structures for the design of protective structures, their advantages and disadvantages.

Active archeological sites usually cover large areas, entire complexes of objects, often cities or settlements. This implies another criteria for the design of the protective structure - the architectural expression is conditioned by the environment and must not be visually dominant in comparison with archaeological remains.

For a better understanding of the term active archeological sites, an example from Serbia - Viminacium, is presented.<sup>2</sup> The archeological site of the Roman city and military camp occupies an area of 670 ha with a large number of buildings, squares and necropolises. The parts explored so far are the amphitheater, the spa and the northern gate, which form an assembly in the immediate vicinity where the street network of the former city has been identified. This site, as such, has the potential to be protected precisely according to the criteria for the protection of the active site, that is - in phases, with modular structure, in accordance with the dynamics of the research. On the other hand, the protective structure could be designed so that it is large-spaced and dotted, as well as fitting in with the context - both of the formerly built mid-Roman city and of the contemporary appearance of the site.

## **SINGLE LAYER LATTICE STRUCTURES IN ARCHITECTURE**

These structures are gridshells, geodesic domes, free form grid structures, with emphasis on self-supporting structures, such as reciprocal frame structures.

For single-layered structures of a large span, it is assumed that the configuration of the rods is spatial, the load is uniformly transmitted in all planes of space. This configuration of the rods can be designed such that all structural members are axially stressed, analogous to the shell state. On the other hand, we can design the structure so that the rods are interdependent, and that by creating a hinged or moment connection, they work as a single structural system.

This type of construction is defined as an assembly of short rods that, when connented, can overcome large spans. Also, these structures can be considered lightweight structures, which were among the first to be investigated by Frei Otto and whose experiments gave the basic postulates according to which the above mentioned structures should be designed<sup>3</sup>:

- Avoidance of the dominant bending effect,
- Transmission of tensile force, low-weight elements, for long spans,
- Transmitting force to short elements, in order to avoid stability problems and large dimensions of supporting structure,
- If it is necessary for pressure to be transmitted over long spans, then they must be integrated as a self-stabilising system,
- Use of adequate cross-sections of the elements in compression in order to avoid static problems.

## Triangulated surfaces

The triangle, as the basic geometric unit of these structures, is a stable system of articulated rods. The successive extension of two rods and one hinge gives a stable system in a plane or space, thus allowing the formation of a wide variety of geometries that are based on a triangle.

A special type of these structures are geodesic domes, first designed by the architect Buckminster Fuller since 1954. In order to maximize the potential of steel and its ability to accept tension forces well, Fuller formed a dome from a series of rods that follow geodesic lines. Geodesic line is the shortest distance between two points on a curved surface, which can be approximated to a straight line. When he patented his first geodesic dome, he pointed out that his dome was as wide as the Pantheon, but a hundred times lighter.<sup>4</sup> This architect saw the geometric characteristics of a triangle, as a stable system, and applied them to form the surface of a sphere. In this way, a stable structural system was realized, with the stress state being analogous to reinforced concrete shells, therefore, axial forces occur in all the rods.<sup>5</sup> The postulate on which Fuller's geodesic domes are based is: "continuous tension - discontinuous pressure".<sup>6</sup> It can be clearly seen from this that each rod, which is approximately horizontal, is in tension. These rods form irregular rings of geodesic polyhedron and as such form the discontinuity of the compressive forces in the rest of the rods.

Buckminster Fuller reduced the sphere to a system of triangles and thus formed a stable structural system. On the other hand, the sphere has the largest volume relative to the surface of the envelope. From an architectural design point of view, this means that a maximum range can be achieved with minimal material consumption. Related to that, the problem of tracing the geometry of the sphere to form structural elements arises. Architect reduces the geometry of the sphere to polyhedron, and the curved meridians and parallels to short rectilinear elements. In this way it was possible to retain all the advantages arising from the geometric characteristics of the sphere as a geometric body, but also of the triangle as a stable plane structure.

The modular elements that make up the geodesic domes - the joints and rods of the same dimensions represent their greatest advantage. Due to the even distribution of forces in the structure, the dimensions of the rods are small, reducing the weight of the structure significantly. The advantages of these domes are reflected in their widespread use in practice. Most often they are made of steel or wooden rods connected by steel ties. Point supports, along the perimeter of the dome, fulfill one of the criteria for the design of structures in active archeological sites, however, very few sites have circular shaped objects in floor plan.

Mesh surfaces are evolving in simultaneously with technological progress. These surfaces emerged as a continuation of exploration of shells of non-Euclidean geometries. By extending the Gaussian curves to form complex curves in two or more directions, a free-form emerges which is much more complex for structural design and analysis.

They are often designed in a way that each element of the structure is continuous, or superimposed, which further implies that the organization of the structure must be very well composed, without improvisation, due to the fact that every element corresponds to only one position within the structure.

Also, we can consider these surfaces as a continuation of the study of triangulated surfaces, as the curvature of any structure is based on a triangle.

Through generative software, designing and looking at these structures has become simpler and more efficient. The key advantages of these structures are reflected in the placement of the

supporting points so that they correspond as closely as possible to the remains of an active archaeological site, without restriction. Free forms can be constructed in any material, which is an added advantage.

### **Reciprocal frame structures**

The principle of reciprocal structures, mostly formed of wooden rods, dates back to the Early Stone Age, and is based on the mutual carrying rods in order to bridge a span. The lengths of the rods vary with the dimensions of the base and the pattern of the reciprocal structure itself.

The principle underlying these structures is based on the temporarily supported first element of the structure, with each subsequent beam relying on the previous one, while the last beam placed will carry the first one. In this way, a closed cyclic movement of the force in the structure is formed, which enables each element of the structure to be both load bearing and carried. Therefore, each element accepts the load equally, so it has the same structural forces. Patterns in which these structures can be formed are based on the rotation of the structural elements. Such patterns are formed over the basics of various polygons, with the number of sides of the polygon depending on the number of rods in the structure, that is, the angle of rotation of each element.<sup>7</sup>

Due to the possibility of combining several different configurations (e.g. triangle - hexagonal), the floor plan on which this construction is designed today does not have to be the basic geometry. Namely, the greatest advantage of these constructions is the prefabrication, that is, no matter how much the construction volume is changed, all the beams are of the same length, with a possible change in the dimensions of cross-section. These structures can be designed in a large number of patterns, with almost no restrictions. The joints between the elements of these structures nowadays are usually made of steel, however, it was initially done as a notch joint, i.e., the groove of the two elements by sealing them for the sixth of the cross-section's height. Using the notch joint, the assembly process is considerably faster. However, due to the necessity of reducing static height of the cross-section by the use of a notch joint, a connection is often accomplished with a steel element. Depending on the applied pattern, in reciprocal frame structures, the length of each element varies, as well as the way in which the connection between two or more elements is achieved. The dimensions of the cross-section can vary with the span, as well as the load capacity of the structure.<sup>8</sup>

Architect Friedrich Zollinger patented Zollinger's first construction in 1910. The construction consists of segments of solid wooden carriers, about 2 meters long, of uniform geometry. In the literature, Zollinger's construction is called Lamella roof, according to author Martin Tamke.<sup>9</sup> By the term lamella, one repetitive segment is considered, which makes this construction, so this term can be translated as a construction of the same segments. The principle by which this construction functions is such that at the endpoints of two beams of one direction there are joints to the centre of the beam from the other direction. In this way, the interlocking of the elements was achieved, resulting in a span of up to 40 meters. The pattern by which the elements are arranged, although not listed in the analyzed set of patterns, is the projection of rhombus on the roof surface. The original Zollinger construction implies the geometry of the pointed arc, which for the first time appears as a stylistic feature of Gothic architecture.<sup>10</sup>

The connections of wooden carriers were articulated, which was the reason for further research and improvement of these structures. Hugo Junkers, a mechanical engineer and aircraft designer, patented in 1924 a similar construction that consisted only of steel elements among which moment connections were formed. He found inspiration in the design of the aircraft itself.<sup>11</sup>

The Zollinger construction is very similar to reciprocal constructions according to the load transfer principle. The advantages of this construction are the simplicity and the efficiency of assembling, as well as the prefabrication of elements. A disadvantage of this construction is a geometry of floor plan on which these structures are projected, which is predominantly rectangular. In case it is necessary to use the principle of this structure for more complex geometry, each connection of the two elements should be specifically designed due to differences in the spatial orientation of the connections themselves. Therefore, each rod should have been separately designed, which would result in neglected prefabrication benefits.

### **Comparison of structural systems**

Although geodesic domes, as representatives of regular triangulated surfaces, have the same elements as well as typical connection details, with the goal to achieve the largest possible span with the least material used, their design constraints are counteracted by the criteria that the design of structure over an active archeological site must have as flexible positions of support points as possible.

On the other hand, the flexibility of free-form shaping, and hence the position of the supporting points, is a considerable convenience when it comes to the application of these structures in the function of protective structures. Too complex structures would certainly have a strong architectural expression that would be too dominant in the context of archeological sites. Also, these structures, unlike the typical elements of geodesic domes, have complex elements and a complex assembly process.

However, reciprocal structures, as an example of free-form modular structures, are the most effective solution for covering active archeological sites. First of all, the fact that they are most often constructed in wood as an applied material, which equally accepts pressure and tension and it is also the lightest structural material. Therefore, these constructions are of high load-bearing capacity and of low weight compared to other structural materials.

With the use of wood, these structures easily fit into surrounding context, especially due to the fact that active archeological sites are often located outside the built environment, and the newly designed structure should be integrated with the landscape in which it is located. The load-bearing capacity of reciprocal structures is of the utmost importance because each element of the structure is equally loaded or the load is gradually increased, without extreme changes in load transfer. Also, the assembling of reciprocal structures, as a structure consisting of short rods, is one of the key advantages of why the reciprocal structures are suitable for covering part of the archaeological site or for the phased development of the archaeological site, and therefore the protective structure.

Reciprocal structures can also be seen as modular structures, point-supported, simply interconnected (groove joinery or by screw), or as a combination of identical elements of geodesic domes and flexibility of free forms.



## INTERDEPENDENCE OF PATTERNS, LOAD-BEARING AND DIMENSIONS OF CROSS-SECTIONS OF RECIPROCAL FRAME STRUCTURES

Patterns shown in the first iteration represent two-dimensional configuration made of short rods. The structural forces of the first five patterns, which were derived from basic geometric figures, or a combination of various regular polygons, were analyzed. In the first iteration, precisely because it was a two-dimensional configuration, it was necessary to evaluate the patterns through the deflection they cause. The first check was made using a program in order to obtain the expected value of the deflection. The assumed cross-section of the beam is 20/60 cm, the input load is 2.92 kN/m' (derived from the analysis of the load of the roof cover and the own weight of the beam), and the span of this girder is 20 meters. This deflection which will be compared to the deflection of other patterns is obtained from calculation of this beam, and its value is 5.63 cm.

The patterns were formed from a system of short rods, which are rigidly connected, and then analyzed in software. Two sets of patterns were evaluated simultaneously, which differ in the way they are supported. The first set of patterns (in the table labelled T) is supported only in the vertices of the square (point supports) while the second set (in the table labelled with L) is supported by the edge of the square field, that is, in a linear assembly of point supports. It can be assumed that the second set will give better results. Each constructive field is formed over a square base that is 20x20 meters.

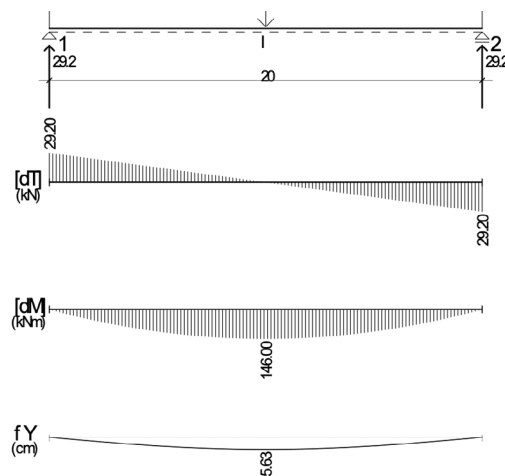
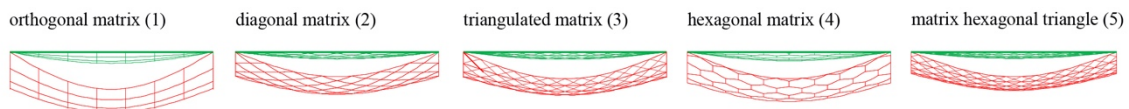
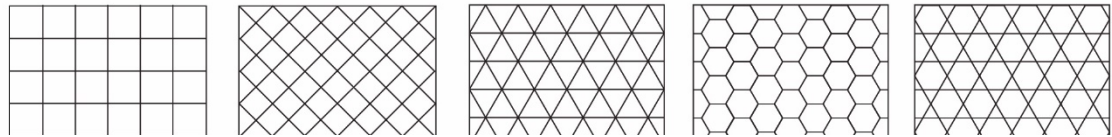


Figure 1: Static analysis of a simply supported beam of 20m span

Patterns are named according to the geometry from which they were derived, but now they will be given numerical labels: orthogonal matrix (1), diagonal matrix (2), triangulated matrix (3), hexagonal matrix (4) and matrix hexagonal triangle (5). As it was already mentioned, the

matrices are formed so that each geometry forms a field of approximately same surface, so that the linear load applied to each girder is approximately of the same intensity.



Zp	deformation in m/1000	rank	deformation in m/1000	rank	deformation in m/1000	rank	deformation in m/1000	rank	deformation in m/1000	rank
T	748	5	511	3	417	1	597	4	465	2
L	137	5	80	3	78	2	109	4	75	1
Σ		4		2		1		3		1

value 5 - worst rated, value 1 - best rated

Table 1: Deflection comparison with evaluation – basic patterns

The first comparative analysis of both sets was done through the animation of a deformed model, where it was evident that the set of matrices with support in vertices of a square base had significantly larger deflections than the linear set.

At first point, it seemed that the diagonal matrix (hereinafter: matrix 2) had the smallest deflections. However, when observing an isolated graphic attachment in which the deflections of the first and second set are seen, on the basis of the more drastic differences in the deflections in the set of point-oriented structure, one can observe which configurations have the most favourable behaviour in the plane.

Table 1 shows the deflections of analyzed patterns in two sets. Set 1, marked with the letter T, represents a support in the vertices of the square, while the set 2, marked with the letter L, represents a linear support along the sides of the square base. All the analyzed patterns were shown in the table, whereupon the maximum deflections for each were drawn. Of the five analyzed, the three patterns, according to the estimation are of the same rank, regardless of the type of reliance, however, two patterns are best rated, so the triangulated matrix has less than the matrices of the hexagonal triangle when leaning point in the square of the square. On the other hand, despite small differences, matrix no. 5 has smaller deflections than matrix no. 3, if it relies on a liner support.

Although these two matrices proved to be the best in numerical value analysis, the diagonal matrix is very close to results. Another similarity, when analyzing two of the best patterns, is their relevant angle when forming the pattern itself. Both matrices in their configurations have a triangle, or an angle of 60°. Which leads to the question of whether the diagonal matrix is

reduced if it is formed using the same angle of  $60^\circ$  instead of the  $45^\circ$ , angle at which it is currently. However, regardless of this assumption, the diagonal matrix deflections, if formed using an angle of  $60^\circ$ , is 10.3 cm, which is more than the first configuration with an angle of  $45^\circ$ .

Due to the obtained results, through the following analysis, or analysis of the geometry of the patterns that form reciprocal frame structures, these two configurations will be evaluated again as the best in the plane. It is extremely advantageous that these two matrices have proved to be the best, due to the various possibilities of combining the triangular and hexagonal configuration of reciprocal structures. Also, these configurations of reciprocal modules of the construction give the possibility of creating spatial single layer structures.

However, the biggest problem due to this analysis is the assumption that all the beams are connected using a moment connection. This can be a problem for any applied material, the detail of the connection will have to be formed in such a way that it transmits the bending moments from one structural element to the next. When the steel is the assumed structural material, this connection can be achieved by welding the girders one to another, but due to the application of short elements the assembling of the construction would take too long. However, in the case of short wooden elements, a special type of connection needs to be applied, achieved by a steel element that could transfer the bending moments.

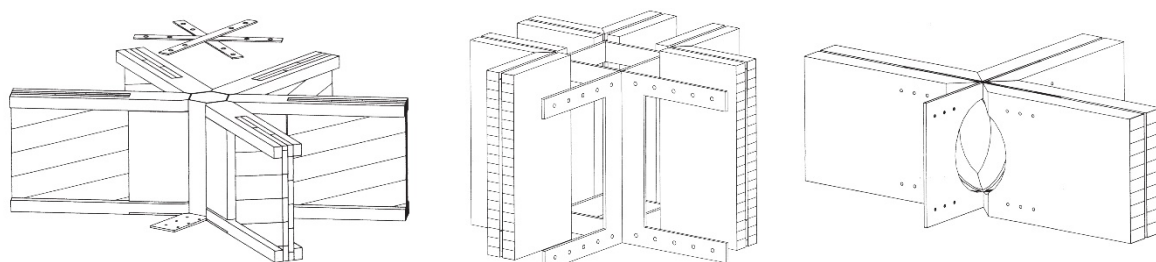
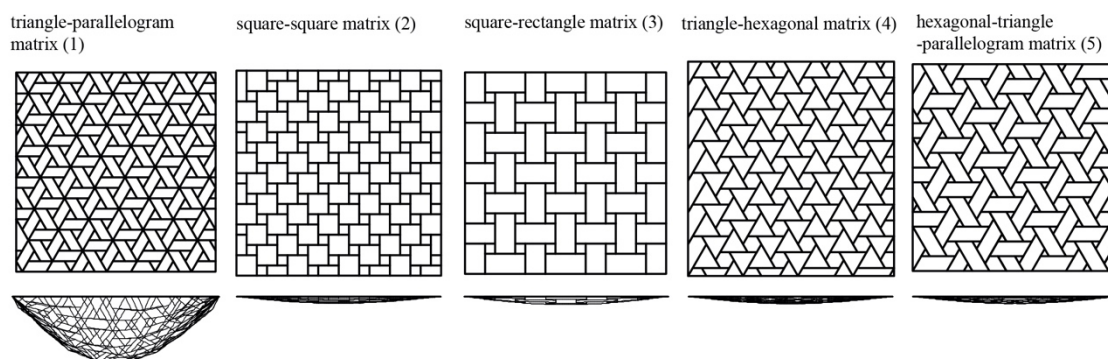


Figure 2: Types of moment joints

By analyzing the matrices of reciprocal frame structures, as expected, bigger deflections were obtained, due to the hinged connections between the elements. However, when talking about the detail of the connection in wooden structures, it can be done as a notch joint, or with a reinforcement of the steel elements. The possibility of making a notch connection would only be valid for spans up to 12 meters, while the reinforcement of the connection would apply for spans larger than 12 meters. This feature of reciprocal frame structures enables easy and efficient assembling on site. That is, the mounting process would be considerably faster, and therefore cheaper, compared to achieving a rigid connection. Software analysis of patterns that

form reciprocal structures in the plane, where the joints of the girders were done as hinged connections, gave the following results when it comes to deflection of the model.

Representation of deformed models\_reciprocal frame structures



Zp	deformation in m/1000	rank	deformation in m/1000	rank	deformation in m/1000	rank	deformation in m/1000	rank	deformation in m/1000	rank
L	1290	5	144	1	198	4	168	3	165	2
Σ		5		1		4		3		2

value 5 - worst rated, value 1 - best rated

Table 2: Deflection comparison with evaluation – reciprocal frame patterns

As a result of this analyses, it is found that the best configuration of the matrix rods is no. 2, or the geometric square-square configuration. However, in the case of reciprocal structures, it can easily be seen that all deflections are of approximate values, i.e., one configuration cannot be derived as the best.

Bearing in mind the efficiency of connecting and easy assembling of reciprocal structures, or considering the economic viability of these constructions, it can be concluded that they would be significantly more applicable than patterns with rigid connections. Namely, using wood, as a natural material, as well as reducing the use of steel in the construction, can affect the reduction of carbon dioxide in the atmosphere precisely because of the reduction of CO2 emissions from the exploitation of steel. In this way, a green, economically profitable construction is obtained, which as such can be applied in different locations of specific construction conditions, such as archaeological sites.

It is necessary to note that in this chapter only two-dimensional configurations of the girders were analyzed, i.e. that considerably better static characteristics are expected by using single or double curvature.

## CONCLUSION

This design approach for choosing the appropriate structural system is based on criteria set by the characteristics for active archeological sites. The analysis of interdependency between structural pattern and the dimensions of beam cross-section are in direct correlation to the structural form of the protective structure and its overall appearance in the archeological

landscape. “The good building is not the one that hurts the landscape, but one which makes the landscape more beautiful than it was before the building was built.”<sup>12</sup>

Other criteria in this methodology is guided by the position of the observer, because the human eye searches for natural shapes and structures in its environment that hold a sense in itself.<sup>13</sup> Therefore, the chosen bearing structure has to be simple and logical to a careful eye, embracing the surrounding landscape.

Reciprocal frame structures are modular, usually made of short wooden beams, connected with simple joints, making them simple for construction, with no need for heavy mechanization to and on site, thus fulfilling the criteria for active archeological sites. These structures are ecological, fitting perfectly in the natural surroundings. The most appropriate pattern for this structure is the one made of larger and smaller squares, which can be easily modified in order to be expanded. This light structure has small scale point supports that would not damage the remains on site. They are also very elegant, so they do not turn away the attention of the observer from the site.

The presented methodology is based on specific criteria for design of protective structures for active archeological sites in order to find the best possible solution, but it could be improved with case studies oriented towards specific sites. Model analysis on different types of structures could complete this methodology, so it can be used in practice, as well as in theoretical approach.

## REFERENCES

- [1] Cambridge University Press. *Cambridge Dictionary*. Retrieved from Meaning of archaeology in English, (2020, January 31): <https://dictionary.cambridge.org/dictionary/english/archaeology>
- [2] Nikolić, E. *Evaluation of the protection and presentation of historic buildings in the Viminacium Archaeological Park in relation to their spatial context*. Spatum, (2018), pp. 26-37.
- [3] Nerdinger, W., Meissner, I., Möller, E., & Grđanski, M. *Frei Otto Complete Works: Lightweight construction - natural design*. Basel: Birkhäuser, (2005)
- [4] Fuller, R. B., *Inventions - The patented works of R. Buckminster Fuller*. New York: St. Martin's press, (1983), pp. 129.
- [5] United States of America Patent No. 2,682,235, 1954
- [6] Fuller, R. B., & Applewhite, E. *Synergetics*. Sebastopol: Macmillan Publishing Co. Inc, (1975, 1979)
- [7] Popovic Larsen, O. *Reciprocal Frame Architecture*. Oxford: Elsevier Ltd, (2003)
- [8] Song, P., Fu, C.-W., Goswami, P., Zheng, J., Mitra, N. J., & Cohen-Or, D. *An Interactive Computational Design Tool for Large. Nexus Network Journal, (2014) pp. 109-118*.
- [9] Tamke, M., Rüber, J., & Jungjohanne, H. Lamella Flock. In C. Ceccato, L. Hesselgren, M. Pauly, H. Pottmann, & J. Wallner, *Advances in Architectural Geometry 2010*, Vienna: Springer. (2010), pp. 37-48
- [10] Ceccato, C., Hesselgren, L., Pauly, M., Pottmann, H., & Wallner, J. *Advances in Architectural Geometry 2010*. Vienna: Springer. (2010)

- [11] Weller, B. Lamella Roof Constructions by Hugo Junkers. *Evolution and Trends in Design, Analysis and Construction of Shell and Spatial Structures*, Valencia: Universidad Politecnica de Valencia. (2009), pp. 1611-1621
- [12] Hertzberg, M., & Lloyd Wright, F. *Wright in Racine: The Architect's Vision for One American City*. San Francisco: Pomegranate, (2004)
- [13] Balz, M. Phantasy in space. *An Anthology of Structural Morfology*, (2009), pp. 112.